

May | June

2023

# HomeFront

a spiritual parenting resource

## IDENTITY

*"I belong to God,  
and He loves me!"*

---

## KNOWING

*"God knows me, and  
I can know Him."*



HOMEFRONTMAG.COM





## A NOTE FROM MICHELLE



HomeFront magazine is designed to help parents and grandparents disciple their children and grandchildren by creating environments in their homes that put God and His character on display. Each issue is created to give practical ways to develop family nights or experiences in your home based on the 10 environments in my book, *Spiritual Parenting*. It is vital for our children's and grandchildren's spiritual growth to set aside time on a regular basis to engage in spiritual conversations and activities that are both fun and developmental.

The environment of **KNOWING** reminds us that we live in a world that denies absolute truth, and yet God's Word offers just that. Nothing could be more important than knowing and being known by God. As we create an environment that upholds and displays God's truth, we give children a foundation based on

knowing God, His Word, and a relationship with Him through Christ. God is holy, mighty, and awesome, yet He has chosen to make Himself known to us!

The statement that sums up this environment is: "God knows me, and I can know Him."

The environment of **IDENTITY** highlights who we are in Christ. According to Ephesians 1, we have been chosen, adopted, redeemed, sealed, and given an inheritance in Christ... all of which we did nothing to earn. This conviction allows children to stand firm against the destructive counter-identities the world will offer.

The statement that sums up this environment is: "I belong to God, and He loves me!"

Dr. Michelle Anthony is the Executive Pastor of Family Ministries at New Life Church in Colorado Springs, CO. Michelle has graduate degrees in Christian education, theology, and leadership and more than 30 years of church ministry experience as a children's and family pastor. She is also the author of *Spiritual Parenting*, *The Big God Story*, *Becoming a Spiritually Healthy Family*, and *7 Family Ministry Essentials*. Michelle loves a good book and a cup of coffee.

 @TruInspiration

# HomeFront

## How to Use

- 1 Start by deciding on a day and time that works well for your entire family. It can be an evening around a meal, breakfast on a Saturday, or a break between sporting events. Just commit to "family time" once a week.
- 2 Pick a God's Word devotional, recipe, and one of the other activities titled Create, Game Time, Worship Response, or Serve. At the end of your time together, speak a blessing over your family members.
- 3 There are four weeks of devotionals and activities for each month. When you have a fifth week, let the kids plan the family night. Remember to **HAVE FUN!** Family night does not have to be perfect. If you spent time with God and with one another, it was a great family night.

## Our Mission

### INSPIRE

parents with ideas to create fun, spiritually forming times in the normal rhythm of everyday life.

### EQUIP

parents to become the spiritual leaders of God's truth in their own households.

### SUPPORT

families to engage their communities and change the culture around them.



NewLifeChurch

© 2022 New Life Church



## EDITOR'S NOTE



**As you look ahead to the summer, consider adding Family Nights to your calendar.** Designate a block of time when the entire family can gather together. Flip through the magazine pages and select a few things to do together during your Family Night. You may choose to invite another family to join you for good food, conversation and time together in God's word. Check out the **Family Time Recipes** in this issue for ideas. During dinner, speak a **blessing** to each person before the end of the meal. If blessings are a new practice in your family, no worries, we've got you. There are four blessings each month in this issue that can help you get started. However you choose to structure your time, may you enjoy the goodness of God through laughter, thoughtful conversations, and the presence of those you love.

*Cristi Thomas*

*Cristi Thomas is the Editor in Chief of HomeFront magazine and Associate Pastor of Family Ministries at New Life Church. She has been a leader in children and family ministries within the local church and parachurch organizations for more than 20 years. Cristi loves music. One of her favorite things is going for a drive, windows down, and singing her favorite songs with all she's got.*

## DISCIPLESHIP STEPS AT NEW LIFE CHURCH

**Parents are the spiritual nurturers of their children's faith and are the main disciplers in their lives.** We are committed to engaging, empowering, and resourcing our parents and families to succeed in their God-given role. Time and resources make this role challenging in our busy world. At New Life Church, we have created a clear path of discipleship for our parents with convenient times and locations. We hope to see you there!

**PARENT ORIENTATION** A first step toward engaging in our ministry. Hear philosophy, meet staff, and learn how to get involved.

**SPIRITUAL PARENTING** A six-week class that dives deep into what God's Word says about parenting.

**PARENT CURRICULUM** A weekly or series handout that shares biblical information, discussion questions, and activities.

**HOMEFRONT MAGAZINE** A magazine designed to help you have a successful family night in your home.

**FAMILY NIGHT** An intergenerational family night as the body of Christ.

**CRITICAL CONVERSATIONS** Evenings designed for parents to discuss tough topics with and hear from leading experts. Held throughout the year.

## LET'S BE SOCIAL



17

homefrontsp



# CONTENTS

HELPING YOU HAVE A SUCCESSFUL  
FAMILY NIGHT IN YOUR HOME

## MAY

### KNOWING

*"God knows me, and  
I can know Him."*

**6**  
FAMILY TIME VERSE  
1 John 5:20

**7**  
BLESSING

**8**  
GOD'S WORD

**10**  
FAMILY TIME RECIPES

**14**  
CREATE  
Creation Collage

**15**  
WORSHIP RESPONSE  
God Is Made Known

## JUNE

### IDENTITY

*"I belong to God,  
and He loves me!"*

**16**  
FAMILY TIME VERSE  
1 Peter 2:9

**17**  
BLESSING

**18**  
GOD'S WORD

**20**  
FAMILY TIME RECIPES

**26**  
CREATE  
"Who God Says I Am"

**27**  
WORSHIP RESPONSE  
Identity Descriptions from  
God's Word


## Resources & Support

VISIT  
HOMEFRONTMAG.COM  
FOR MORE  
ARTICLES AND  
RESOURCES FOR  
YOUR FAMILY



## DID you KNOW

It is our prayer that homes and churches would create environments for children to live in so their faith will grow in a community of common language and practice. To learn more about creating environments that can ignite a transforming faith in your family, we suggest you read:



**SPIRITUAL PARENTING:**  
*An Awakening for Today's Families*

BY MICHELLE ANTHONY  
© 2010 DAVID C COOK



# 10 ENVIRONMENTS

The order of the 10 Environments listed coincides with the monthly distribution of this resource.

## 1 STORYTELLING

*"God has a big story, and I can be a part of it!"*

The power of The Big God Story impacts our lives by giving us an accurate and awe-inspiring perspective into how God has been moving throughout history. It is the story of redemption, salvation and hope, and tells how I have been grafted into it by grace. It further compels us to see how God is using every person's life and is creating a unique story that deserves to be told for God's glory.

## 2 IDENTITY

*"I belong to God, and He loves me!"*

This environment highlights who we are in Christ. According to Ephesians 1, we have been chosen, adopted, redeemed, sealed, and given an inheritance in Christ ... all of which we did nothing to earn. This conviction allows children to stand firm against the destructive counter-identities the world will offer.

## 3 FAITH COMMUNITY

*"God's family cares for each other and worships God together."*

God designed us to live in community and to experience Him in ways that can only happen in proximity to one another. The faith community serves to create an environment to equip and disciple parents, to celebrate God's faithfulness, and to bring a richness of worship through tradition and rituals, which offer children an identity. Our love for each other reflects the love we have received from God.

## 4 SERVING

*"Asks the question, 'What needs to be done?'"*

This posture of the heart asks the question, "What needs to be done?" It allows the Holy Spirit to cultivate a sensitivity to others and focuses on a cause bigger than one individual life. It helps fulfill the mandate that as Christ-followers we are to view our lives as living sacrifices that we generously give away!

## 5 OUT OF THE COMFORT ZONE

*"God transforms me when I step out in faith."*

As children and students are challenged to step out of their comfort zone from an early age, they learn to experience a dependence on the Holy Spirit to equip and strengthen them beyond their natural abilities and desires. We believe this environment will cultivate a generation that, instead of seeking comfort, seeks a radical life of faith in Christ.

## 6 RESPONSIBILITY

*"God has entrusted me with the things and people He created around me."*

This environment captures the ability to take ownership for one's life, gifts, and resources before God. A child must be challenged to take responsibility for his or her brothers and sisters in Christ, as well as for those who are spiritually lost. Our hope is that the Holy Spirit will use this environment to allow each child to understand that God has entrusted His world to us.

## 7 COURSE CORRECTION

*"When I get off track, God offers me a path of healing."*

This environment flows out of Hebrews 12:11-13 and is the direct opposite of punishment. Instead, biblical discipline for a child encompasses a season of pain, the building up in love, and a vision of a corrected path for the individual with the purpose of healing at its core.

## 8 LOVE & RESPECT

*"God fills me with His love so I can give it away."*

Without love, our faith becomes futile. This environment recognizes that children need an environment of love and respect in order to be free to both receive and give God's grace. Innate to this environment is the value that children are respected because they embody the image of God. We must speak to them, not at them, and we must commit to an environment where love and acceptance are never withheld due to one's behavior.

## 9 KNOWING

*"God knows me, and I can know Him."*

Nothing could be more important than knowing and being known by God. We live in a world that denies absolute truth, and yet God's Word offers just that. As we create an environment that upholds and displays God's truth, we give children a foundation based on knowing God, knowing His Word, and a relationship with Him through Christ. God is holy, mighty, and awesome, and yet He has chosen to make Himself known to us!

## 10 MODELING

*"I see Christ in others, and they can see Him in me."*

Biblical content needs a practical living expression in order for it to be spiritually impacting. This environment serves as a hands-on example of what it means for children to put their faith into action. Modeling puts flesh on faith and reminds us that others are watching to see if we live what we believe.



*We Know also  
that the  
Son of God*

has come and has given us  
understanding, so that we  
may know him who is true.  
And we are in him who is  
true by being in his Son

*Jesus  
Christ.  
He is the true God and  
eternal life."*

1 John 5:20





# BLESSING

A BLESSING IS AN OPPORTUNITY TO SPEAK OVER ANOTHER WORDS OF LIFE, HOPE, AND TRUTH. PARENTS, TAKE THIS OPPORTUNITY EITHER AT THE BEGINNING OR END OF THE DAY TO SIT YOUR CHILD DOWN, LOOK THEM IN THE EYES, AND SPEAK THESE BLESSINGS OVER THEM AS A WORD OF ENCOURAGEMENT AND HOPE FOR THEIR LIFE.

## WEEK ONE

(Child's name), May you know that God is good. He blesses His children and loves you deeply. May you rest in the comfort of His goodness this week.

(PSALM 31:19)

## WEEK TWO

(Child's name), May you know that God is righteous and just. He holds all authority and power. May you trust Him to rule over your life.

(ISAIAH 9:7)

## WEEK THREE

(Child's name), May you know that your heavenly Father loves you and calls you His child. He is good and faithful and just. May you experience His kindness this week.

(1 JOHN 3:1)

## WEEK FOUR

(Child's name), May you experience the goodness of God this week as He purifies and sanctifies you. May He fill you with hope and trust as He faithfully works within and through you.

(1 THESSALONIANS 5:23-24)



## WEEK ONE

### STORYTELLING

#### ● GOD STATEMENT

God is Good

#### ● SCRIPTURE

1 Samuel 1:1-19—2:11

**This story in the Old Testament is a journey of grief in the life of Hannah.** Her desire was to have a son, but year after year she was denied her greatest desire and found much turmoil while living a barren life. She found herself weeping, crying, and praying to God, pouring her heart out to Him time and time again. While her story ended in receiving the gift of her son, Samuel, she still had to endure a difficult journey to her dream being fulfilled. We see that the Lord was good to Hannah despite her pain. We can choose to trust that He is good to us, too.

#### DISCUSS

- What areas of grief do you need to pour out to the Lord?
- What breaks your heart or makes you sad? How can you share that emotion with him?
- What stops you from trusting that God is good, even when it doesn't seem like He's listening or answering your prayers?

#### PRAY

Lord, remind us of your goodness this week. Help us to see that you are a trustworthy Father who cares about the griefs and aches of our hearts. Spirit, guide us as we process difficult things together as a family.

---

by Shayleen Smith, Pastor of Kids Ministry, NLC East

## WEEK TWO

### STORYTELLING

#### ● GOD STATEMENT

God is Just

#### ● SCRIPTURE

Luke 19:1-10

**In ancient Israel, the tax collectors were looked down upon by most people in society.** They were greedy workers who would steal or manipulate for financial gain. In this story, we see Jesus not only interact with Zacchaeus, a tax collector, but Jesus engaged with him in a deeper way; He wanted to visit Zacchaeus's home. He had become the "guest of a sinner" (v. 7). Jesus, in all His goodness, kindness, and love, is also the one who decided where and when justice came into others' lives. The people who watched this meeting made judgements about what it meant about Jesus. But in the end, Jesus had such an impact on Zacchaeus that he turned his life around and gave back to the community he had taken from. The justice of the Lord was happening in the life of a tax collector.

#### DISCUSS

- Have you ever felt the need to bring justice down on other people?
- In what areas of your life can you choose to trust God—the one who is perfectly good and full of justice?
- How have you seen the justice of God in your own life?

#### PRAY

Lord, thank you that you are a kind and powerful God who watches over us. Would you give us the strength to let go of the control we desire when we think of justice? Jesus, give us the gift of faith as we choose to trust that you will bring your righteous justice to this world.

---

by Shayleen Smith, Pastor of Kids Ministry, NLC East

## WEEK THREE

### STORYTELLING

#### ● GOD STATEMENT

God is Knowable

#### ● SCRIPTURE

Philippians 3:7-11

**Paul had a lot going for him in life.** He had all the attributes one could want, and his qualifications and accolades assured him a comfortable, enviable life. But something happened that made him willing to throw all of it aside, counting all his credentials as worthless as used paper only to be thrown in the trash. Paul met Jesus, and that encounter transformed Paul and shifted what was important to him. After meeting Jesus, Paul couldn't get enough; he needed more. Paul was so focused on Jesus that he set aside his desires and abilities so he could know Jesus better. It is really a remarkable thing that God can be known by us. When Paul encountered the risen Jesus on the road to Damascus, it changed all his priorities.

#### DISCUSS

- What are some of your best attributes, qualities, or accomplishments?
- Is knowing God as important to you as it was for Paul?
- What is something you may have to give up to know God better?

#### PRAY

Jesus, I want to know you like Paul knew you. Help me see the things in my life that are making it hard for me to know you better. I pray that you will reveal yourself to me this week, and help me be aware of the moments when you show up. I love you so much. Thank you for letting me know you.

---

*by Ryan Popineau, Family Ministries Teacher and Training Pastor, NLC North*

## WEEK FOUR

### STORYTELLING

#### ● GOD STATEMENT

God Establishes Purpose

#### ● SCRIPTURE

Jeremiah 1:4-5

**God spoke to a young man named Jeremiah to call him to ministry as a prophet.**

A prophet is someone who tells people what God is saying to them, and Jeremiah worried he was too young and inexperienced to speak to the people on God's behalf. God told Jeremiah that He had planned for Jeremiah to be a prophet even before he was born. God had a plan, and He needed someone who was willing to obey Him and follow wherever He led. Because Jeremiah trusted God, God was able to use him to speak to the people. Even when we do not know what God is planning, we can be confident because we know who God is.

#### DISCUSS

- Can you think of a time when God has spoken to you or revealed something to you?
- How does it make you feel that God had a plan for Jeremiah before he was even born?
- How does knowing God help us when we are facing uncertain situations in our lives?

#### PRAY

God, we are humbled by the fact that you are God, and we are not. Help us trust you and your plan and help us be obedient when we hear you calling. Thank you for speaking to us and letting us participate with you in bringing about your plan. Make us sensitive to your voice in our hearts so we can hear when you speak to us. Amen.

---

*by Ryan Popineau, Family Ministries Teacher and Training Pastor, NLC North*





# Saucy Sweet & Sour Meatballs

---

A quick, simple, savory family dinner

---

## WHAT YOU'LL NEED

- Turkey or chicken meatballs (frozen food section of the market)
- Cooked rice
- Steamed vegetables for a side
- 1 cup apricot preserves
- 2 Tbsp. aioli garlic mustard sauce
- 2 tsp. coconut aminos
- 1 tsp. crushed red pepper to taste (can be spicy)

## WHAT YOU'LL DO

1. Prepare the meatballs and rice then set aside.
2. In a saucepan combine apricot preserves, aioli, aminos, and red peppers (optional).
3. Whisk over medium heat until it almost reaches a simmer.
4. Remove from heat.
5. Plate your rice, meatballs, and vegetables.
6. Drizzle the sauce over meatballs and rice.

# SPRING TREATS

Your kids will have a great time creating these **crunchy, salty-and-sweet Spring Treats**. Allow your children to put their own creative stamp on these by choosing the colors and imagining their own Spring scenes.

## WHAT YOU'LL NEED

### PRETZEL BUTTERFLIES:

- 16 small pretzel sticks
- 8 caramel candies
- 16 knot-shaped pretzels

### MAY FLOWERS:

- 8 pretzel snaps
- 8 bright white candy melts
- 56 M&Ms

## WHAT YOU'LL DO

### PRETZEL BUTTERFLIES:

1. Unwrap the caramels and roll each into a ball shape using your hands.
2. Stick 1 knot-shaped pretzel into each side of the caramel for wings.
3. Stick 2 pretzel sticks in the front of the caramel for the antennae.

### MAY FLOWERS:

4. Place pretzel snaps on a plate.
5. Cover each pretzel with a bright white candy melt.
6. Place the plate in the microwave and heat for approximately 45 to 50 seconds (You want the candy melts to be melted enough to press the M&M's into but not so melted that the candy melt loses its shape).
7. Press an M&M into the center of the melted candy melt, "M" side down.
8. Create the flower petals by placing 6 different-colored M&M's around the central M&M.

After you have made your butterflies and flowers, encourage your children to create a spring scene and add the treats to their drawings!







# Crepe Roll Ups

**This is a fun recipe to prepare with your kids.**

Encourage kids to participate in the varying degrees they are able. Littles can help measure, pour, and mix, while older kids could be the griddle master.

## WHAT YOU'LL NEED

- 1 cup all-purpose flour
- 1 tbsp. granulated sugar
- 1/4 tsp. kosher salt
- 2 large eggs
- 1 1/2 cup whole milk
- 1 tbsp. unsalted butter
- Toppings: powdered sugar, fruit, peanut butter, Nutella, or a savory filling

## WHAT YOU'LL DO

1. In a large bowl, whisk flour, granulated sugar, and salt to combine.
2. Create a well in center of dry ingredients. Crack eggs into well.
3. Gradually pour in milk, whisking from the center to incorporate dry ingredients.
4. Let stand at room temperature until slightly bubbly on top, 15 to 20 minutes.
5. In a small skillet over medium heat, melt butter.
6. Drop about 1/4 cup batter into pan, then swirl pan to coat bottom in a thin, even layer.
7. Cook until just set, about 2 minutes, then flip and continue to cook until second side is golden brown, about 1 minute more.
8. Repeat with remaining batter.
9. Dust crêpes with powdered sugar or fill the center with your favorite fillings, roll and serve.



# MAKIN





# NG MEMORIES



CREATE



# CREATION COLLAGE

GENESIS 1:25

## BEFORE YOU START:

**This month we are reflecting on knowing God and being known by Him.** God knows me, and I can know Him.

The God of creation, every creature, every part of our earth, and every human wants to know us! He cares about each and every one of us. What is even more incredible is that He wants us to know Him. He wants to have a relationship with every person He created.

Spend some time with your family being in awe of God's creation—everything from sunsets to bugs, landscapes, food, people, music, love, butterflies, and flowers! Create a collage of God's creation and hang it up somewhere so you can look at it often and be reminded of our ability to know God.

## WHAT YOU'LL NEED:

- cardstock or construction paper
- magazines and/or printed pictures from the internet
- scissors
- glue
- markers or colored pencils

## WHAT YOU'LL DO:

- Make a list of different things around your house, neighborhood, and city that God has created.
- Gather magazines or print out pictures from the internet to use.
- Carefully cut out pictures of creation.
- Arrange the pictures on your paper to find the best spot for everything.
- Glue your pictures onto the paper.
- Enjoy your creation and place it somewhere you can be reminded of God's creation.

## DISCUSSION:

- What do you love about our planet?
- What do you love about how God made you?
- How do you feel when you think about how God wants you to know Him?

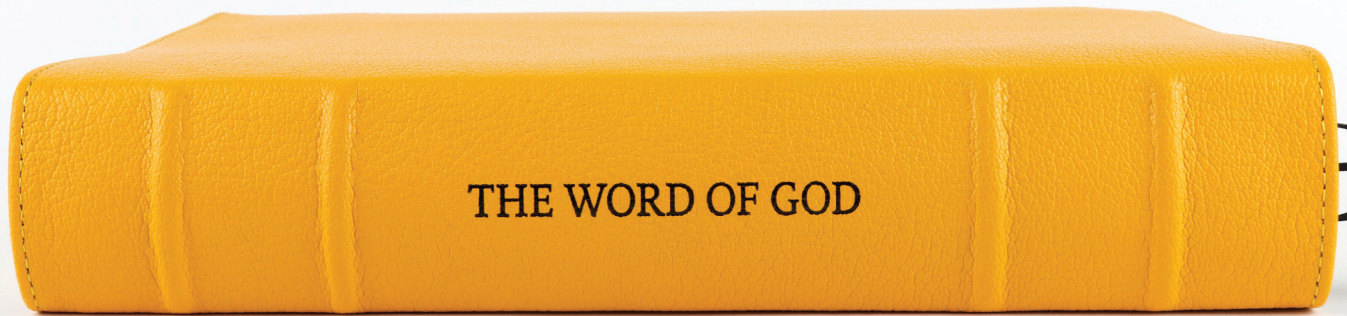
## PRAY:

**Lord, help us know that You want to be involved in our lives. Help us know you and love you.** We thank you that all You want for us is to know You more. Amen.

*by Rachel Brown, Kids Ministry Director, NLC Midtown*



# God Is Made Known



## 1 PETER 2:9 AND 1 JOHN 5:20

**One of the greatest truths we can teach our children is to know God and be known by Him.** We get to create a foundation based on knowing God, His Word, and having a relationship with Him through His Son, Jesus. The Scriptures for this month tell us that God is good, just, loving, and faithful. Through His Word and the Holy Spirit, He makes Himself known to us.

As a family, share some of the attributes you have learned about God by creating God statements together. Start by making a list of the things you know are true about Him. Just as God's Word reveals who God is to us, you will create special cards to reveal your God statements to each other.

To get started, set up a creative worship space around the table. Read aloud the Scripture passages to begin discussion about how you know who God is.

### WHAT YOU'LL NEED:

- White Cardstock
- White Crayons
- Colored Markers
- A poster or whiteboard to display your God statements

### WHAT YOU'LL DO:

- Create a God statement display on the poster/whiteboard. Write GOD IS.... in large letters.

- Write a word that describes God from the scriptures you have read on the white cardstock with a white crayon. Make sure to press hard to leave a heavy layer of crayon wax on the card.
- Add additional words that you know about God. Example: caring, truth, my friend, with me.
- Color over the white cardstock with a colored marker to reveal what you know about God from the scriptures you read together as a family.

**THE SCRIPTURES FOR THIS MONTH TELL US THAT GOD IS GOOD, JUST, LOVING, AND FAITHFUL. THROUGH HIS WORD AND THE HOLY SPIRIT, HE MAKES HIMSELF KNOWN TO US.**

### PRAY:

Dear God, we thank You that You have made Yourself known to us through Your son Jesus. Thank you for the Bible that teaches us about Your love, Your faithfulness and Your grace. We pray that the Holy Spirit continues to show us more and more about who You are and tell others about You. We love You, God. In Jesus' Name, Amen.

by Christy Thomas, Family Ministries Nursery Coordinator, NLC North





**“BUT YOU ARE**  
*a chosen people,*  
**A ROYAL PRIESTHOOD,**  
*a holy nation,*  
**GOD’S SPECIAL POSSESSION,**  
**THAT YOU MAY**  
**DECLARE THE PRAISES OF HIM WHO**  
*called you out of darkness*  
**INTO HIS WONDERFUL LIGHT.”**



**1 PETER 2:9**



**A BLESSING IS AN OPPORTUNITY TO SPEAK OVER ANOTHER WORDS OF LIFE, HOPE, AND TRUTH. PARENTS, TAKE THIS OPPORTUNITY EITHER AT THE BEGINNING OR END OF THE DAY TO SIT YOUR CHILD DOWN, LOOK THEM IN THE EYES, AND SPEAK THESE BLESSINGS OVER THEM AS A WORD OF ENCOURAGEMENT AND HOPE FOR THEIR LIFE.**

## WEEK ONE

**(Child's name), May you know that God has called you into something greater than yourself.** May you not fear what He has called you to or asked of you because you know He will be with you. May you know that you are His. He is worthy of leaving all you have to follow Him. **(LUKE 5:1-11)**

## WEEK TWO

**(Child's name), May you know that God has a plan and purpose for your life.** May you know that He will be glorified in your life and your suffering. God will use you as an ambassador of His good news. He sees you and will redeem all things for His glory. He is for you! **(JOHN 9:1-12)**

## WEEK THREE

**(Child's name), May you know that the King of Kings sees you and knows you.** He calls you His son/daughter. May you know that He does not condemn you. He invites your weakness to show His strength. May you know that you can come to Him fully dependent, and He will care for you! He is your Healer. **(LUKE 8:43-48)**

## WEEK FOUR

**(Child's name), May you know that God has called you to know His will, see His righteousness, and know His voice.** May you know that He calls you by name into new life with Him. May you know that He is big enough and good enough to redeem the broken parts of your story. **(ACTS 22)**



## WEEK ONE STORYTELLING

### ● GOD STATEMENT

God Is Leader

### ● SCRIPTURE

Luke 5:1-11

**A local fisherman was failing to catch fish. No matter how hard he tried, he couldn't get it right.** After a full night of fishing, Peter was empty-handed. When morning came, Jesus found Peter. He told him and his friends to throw their nets into deep water, and they did. Miraculously, their nets became overloaded with fish. Peter got out of the boat and cried out to Jesus, saying he didn't deserve to be near him. But Jesus stopped him and said: "Don't be afraid." Peter and his friends left everything and followed Jesus.

### DISCUSS

- Should Peter have listened to Jesus when He said to throw out their nets in deep water?
- Why does Peter say he'll do it?
- Does Jesus care about Peter?
- Do you know that Jesus wants you to follow Him? What does that mean for you?
- Why do Peter and his friends decide to follow Jesus?

### PRAY

Dear God, thank You for loving us. Everything You say is true. Help us listen to You even when it's hard. We want to know You better. We trust You, because Jesus cares about us. Amen.

---

*by Teddy Chesebro, High School Student, NLC North*

## WEEK TWO STORYTELLING

### ● GOD STATEMENT

Jesus Reveals

### ● SCRIPTURE

John 9:1-12

**Jesus and his disciples had been traveling, performing miracles and proclaiming that Jesus was the Messiah.** People with physical, spiritual, and emotional trauma were seeking Jesus to come and heal them. They came across a blind man—a well-known beggar who had been helpless and hopeless since birth. The question was how Jesus would react to the blind beggar?

### DISCUSS

- How did Jesus explain why the man was blind?
- What did Jesus do to restore the man's sight?
- What does siloam mean?
- How did people respond to the blind man who was now healed?
- In what ways are we spiritually blind?

### PRAY

Jesus, we recognize that you are the only one who can open our eyes to who you are and what you have planned for us. We thank you that you don't forget about us, and that you go to great lengths to save us! God, help us know the areas of our lives where we are spiritually blind to the people you are shaping us into. Open our eyes! In the name of the Father, Son, and Holy Spirit, Amen.

---

*by Camden Parks, High School Student, NLC North*

## WEEK THREE STORYTELLING

### ● GOD STATEMENT

God Is Healer

### ● SCRIPTURE

Luke 8:43-48

**Desperation has a way of making us aware of what we need. Hunger amplifies the need for food.** Thirst reveals our need for water. Loneliness magnifies the need for community. In John chapter 8 we are given a picture of a woman's life who needed healing. She had carried her ailment for 12 years and was desperate. Her faith informed her that, despite the failure of countless doctors, Jesus the Messiah had the power and authority to restore her. She was right. What we see in John 8 is a picture of what Jesus does for all who put their faith and trust in Him. He meets our needs and takes what was broken and makes it whole. That is who the people of God are in Christ.

### DISCUSS

- What healed the woman? Was it touching Jesus's garment, or was it her faith in Jesus?
- What are some ways God makes you aware of your own needs?
- What is one way you can put your faith in Jesus today?

### PRAY

Heavenly Father, we thank you that you are fully aware of the need that every human being has for relationship with you. We thank you that you don't just reveal the need to us, but you meet that need in the person of Jesus Christ. Would you give us the faith to trust in you today, and would you fill us with your Holy Spirit. Amen.

---

by Tim Shepard, Student Ministry Pastor, NLC North

## WEEK FOUR STORYTELLING

### ● GOD STATEMENT

God Redeems

### ● SCRIPTURE

Acts 22

**God has a way of taking broken things and making them whole.** He delights in bringing people out of darkness into marvelous light and making dead things alive. This is exactly what God puts on display in the Apostle Paul's testimony in Acts 22. Paul's story is proof that God can take the most broken and rebellious hearts and transform them into something redemptive and beautiful. The beauty of the gospel is that Paul is not known for his failings but for the finished work of Christ on the cross. The same is true of every believer. God finds great joy in turning lives around and showing people a better way.

### DISCUSS

- Why do you think Jesus was interested in redeeming Paul's life?
- Why would Jesus be interested in redeeming your life?
- What do you think it means to live a life that is redeemed by God?

### PRAY

Lord Jesus, I pray that your Spirit would surround us as we enter this day. Would you give us faith to believe and receive all that you have done for us in the person of Jesus Christ? Please show us how to live as a redeemed people, and help us be grateful for all that you have done in and through our lives. Amen.

---

by Tim Shepard, Student Ministry Pastor, NLC North





# CHEESEBURGER EGG ROLLS

*Family  
fun* •

## WHAT YOU'LL NEED

- 1 lb. ground beef
- 1 tsp. garlic powder
- 1/2 tsp. paprika
- 1/2 tsp. salt
- 1/2 tsp. pepper
- 1 cup shredded cheese
- 1/4 cup chopped dill pickles
- Egg roll wrappers
- 1 large egg

## WHAT YOU'LL DO

1. Cook beef seasoned with garlic powder, paprika, salt and pepper.
2. Once the meat is browned, drain the grease and let cool.
3. Once the beef is cooled add the cheese and pickles.
4. Beat the egg with a splash of water to create an egg wash.
5. Brush the egg wash around the edges of the egg roll wrapper.
6. Add 1/4 cup of filling and wrap like a burrito.
7. Add egg rolls to a lightly greased air fryer basket.
8. Cook on 400° for 5 minutes. Flip the egg rolls and cook for another 5 minutes.

# PULLED PORK SANDWICHES

## WHAT YOU'LL NEED

- 3 lbs pork butt
- 2-liter bottle Root Beer
- Barbeque sauce

## WHAT YOU'LL DO

1. Place pork in a crockpot.
2. Fill the crockpot with root beer until it is covering the pork.
3. Cook on low for 7-8 hours.
4. After pork is done cooking remove from the crockpot and shred. Coat with your favorite barbeque sauce.
5. Serve on a toasted hamburger bun.





FAMILY TIME RECIPE

# BAKED POTATO BAR





### WHAT YOU'LL NEED

- Large potatoes
- Salt and pepper
- Butter
- Sour Cream
- Cheese
- Steamed broccoli
- Meat: Bacon, chili, taco meat, left over pulled pork
- Sauce: Barbeque, ranch, alfredo, gravy, etc.

### WHAT YOU'LL DO

1. Scrub potatoes clean and dry them.
2. Poke potatoes with a fork and bush with oil.
3. Wrap potatoes in foil.
4. Place in a preheated 400° oven until soft, about 1.5 hours.
5. Unwrap potato and fill with your favorite ingredients.



# SLOPPY JOES

## WHAT YOU'LL NEED

- 12 Tbsp. butter
- 1/2 diced onion
- 1 diced green bell pepper
- 2 cloves minced garlic
- 1 lb. ground beef
- 1 1/2 cup ketchup
- 1 cup water
- 2 Tbsp. brown sugar
- 2 tsp. chili powder
- 1 tsp. ground mustard
- 2 Tbsp. Tomato paste
- Worcestershire sauce to taste
- Salt and Pepper

## WHAT YOU'LL DO

1. Melt butter on medium heat and add ground beef. Cook until browned. Drain off any fat.
2. Add onion, garlic and bell pepper. Cook until soft.
3. Add ketchup, brown sugar, chili powder, ground mustard, and water. Stir until combined. Simmer for about 15 minutes.
4. Add tomato paste and Worcestershire sauce.
5. Serve on toasted hamburger bun.









# “WHO GOD SAYS I AM”

1 PETER 2:9

## BEFORE YOU START:

**Every human, at one point or another, has struggled with knowing who they are.** There are so many things that come across our paths, telling us who we are and who we are not. Books, TV, movies, music, bullies, and sometimes even those who are closest to us say things about our identity that are not true. These things are hurtful and can make us feel like we are outsiders.

Look at this month's God's Word passages, and you will see the theme of identity throughout each story. These real people experienced rejection just like you and I. As you have read, these individuals all had an encounter with Jesus, and He spoke their true identity over them. **We find our identity in Jesus, and the Bible is full of who He says we are.**

As you reflect on who God says you are, consider creating an identity portrait. **This will help you combat the lies the world and others speak over you.**

## WHAT YOU'LL NEED:

- Paper
- Drawing tools
- Bible
- Frame (optional)

## WHAT YOU'LL DO:

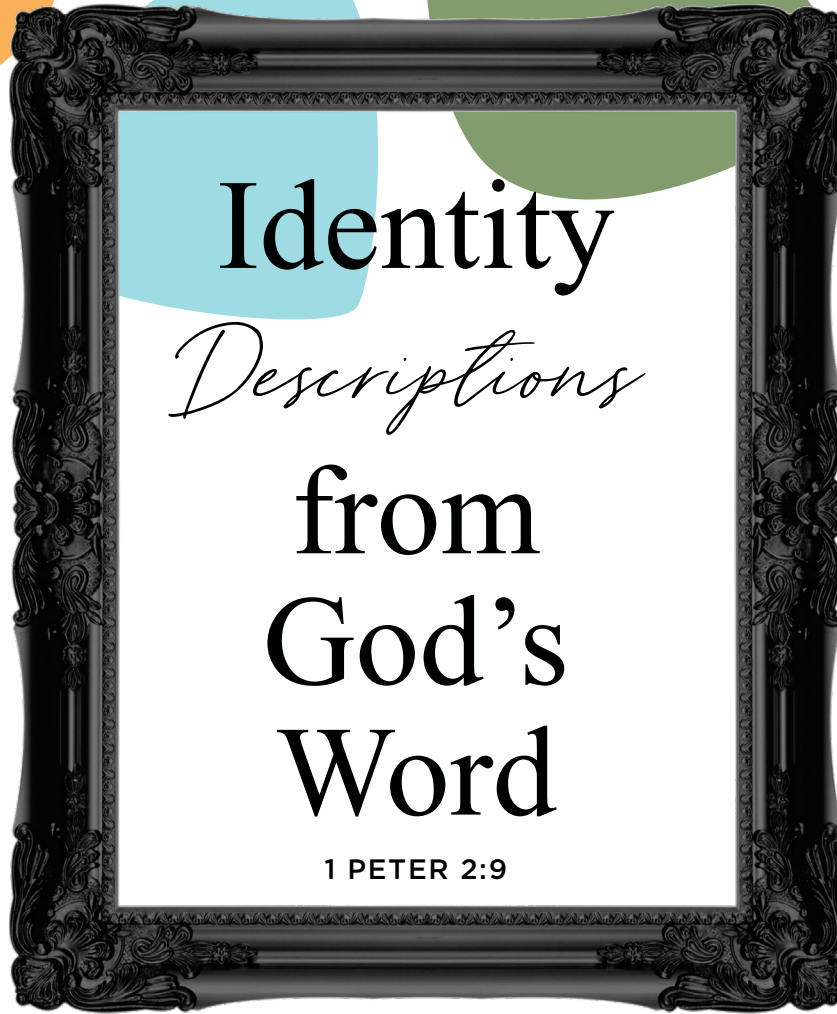
- Draw (or print) a human silhouette.
- Look up Scripture that talks about your identity in Christ.
- Write these truths on the inside of the silhouette.
- Decorate your image in whatever way you would like.
- Put it in a frame as a reminder of who God says you are.

## PRAY:

Lord, help us to find our identity in You. May we know that the truest thing about us is what you say is true. We are your children, chosen, adopted and heir to an inheritance that waits for us in heaven. Thank you for calling us Yours. May we live lives that reflect who You are to a world in search of their true identity.

by Kendra Baker, PreK/K Discipleship Coordinator, NLC North





**To enhance your Worship Response time as a family, make sure to read through each week's God's Word.** In this month's Bible passage, you will discover how each person's encounter with Jesus led them to finding their identity in Christ.

In this day and age, we see the counter-identities the world offers and how destructive they are. These counter identities can strong arm their way into our hearts and minds. God has given us His Word to know who He is, to be a source of wisdom, and to demolish the world's voices. His Word is truth. Take time to memorize 1 Peter 2:9.

#### WHAT YOU'LL NEED:

- Bible
- 8x10 picture frame from the dollar store
- Dry erase colored markers

#### WHAT YOU'LL DO:

- Read 1 Peter 2:9.
- Discuss what this verse says about your identity.
- How does each description make you feel?
- How does each description counter what the world says about your identity?
- What encounters with Jesus have led you to discover your true identity in Him?

- What does this verse say God has called you out of?
- What does this verse say God has called you into?
- Respond to God by spending time thanking Him for who He has called you to be.
- Have each family member take turns using the dry erase markers to write each identity description from 1 Peter 2:9. As the descriptions are written, have everyone declare them together. Use artistic creativity to decorate the descriptions.

---

by Laurie Bennett, Director of Kids Ministry, NLC North



REGISTER NOW AT [DESPERATIONONLINE.COM](https://desperationonline.com)

# COUNT IT ALL JOY

**JULY 11-13, 2023**

NEW LIFE CHURCH // CO. SPRINGS, CO

**DESPERATION  
CONFERENCE**

©2023

Desperation conference exists to call students to treasure, glorify, and follow Jesus above all else. We aim to partner with the local church in fostering an environment where students can encounter the presence of God, be saturated in the truth of His word, and be commissioned in the call of His gospel.



**REGISTER  
HERE!**