

Home Front

Issue 15

a spiritual parenting resource



KNOWING

"God knows me, and I can know Him."

MODELING

"I see Christ in others, and they can see Him in me."

STORYTELLING

"God has a big story, and I can be a part of it!"

IDENTITY

"I belong to God, and He loves me!"



HOMEFRONTMAG.COM

A NOTE FROM MICHELLE



There are moments in every family's life when questions rise quietly to the surface. *Who is God, really? Can He be trusted? Does my story matter? Who am I because of Jesus?*

This issue is an invitation to slow down this summer and explore these questions together as a family and with your faith community.

We begin with **Knowing** because everything flows from knowing who God is. When we see Jesus as the image of the invisible God, when we remember His faithfulness in every generation, when we trust His unseen work in uncertain moments, our hearts begin to steady. Knowing shapes trust.

From there, we move into **Modeling**. Faith was never meant to remain an idea. It becomes visible in love that sacrifices, courage that speaks truth, and hope that rises after failure. Peter's story reminds us that restoration is not the end of usefulness, it is often the beginning.

Then, we lean into **Storytelling**. God has always instructed His people to remember and retell. Around tables, across generations, through ordinary conversations, we rehearse His goodness so that faith will take root in the next generation.

And finally, we land in **Identity**. In a world full of labels and shifting definitions, Scripture offers something solid: chosen, redeemed, made new. Because of Jesus, our children do not have to search for worth - they are already claimed by grace.

As you set aside time for a Family Night or simply time together as a family, just to be together, my prayer is that through these pages:

- Your home will be filled with holy conversations.
- Your children will hear God's story often.
- You will model a faith that is real and resilient.
- You will rest in the steady truth that the One who began a good work in you will carry it to completion.

With blessing,



Dr. Michelle Anthony is the Sr. Executive Pastor of Family Ministries at New Life Church in Colorado Springs, CO and Director of The Initiative for Faith and Family. Michelle has graduate degrees in Christian education, theology, and leadership and more than 30 years of church ministry experience as a children's and family pastor. She is also the author of Spiritual Parenting, The Big God Story, Becoming a Spiritually Healthy Family, and 7 Family Ministry Essentials. Michelle loves spending time with her husband, adult children, and her adorable grandchildren who make faith come alive each day!

page
20



SPIRITUAL PARENTING

It is our prayer that homes and churches would create environments for children to live in so their faith will grow in a community of common language and practice. To learn more about creating environments that can ignite a transforming faith in your family, we suggest you read:

SPIRITUAL PARENTING:
An Awakening for Today's Families

BY MICHELLE ANTHONY

© 2010 DAVID C COOK



DISCIPLESHIP STEPS AT NEW LIFE CHURCH

Parents are the spiritual nurturers of their children's faith and are the main disciplers in their lives. We are committed to engaging, empowering, and resourcing our parents and families to succeed in their God-given role. Time and resources make this role challenging in our busy world. At New Life Church, we have created a clear path of discipleship for our parents with convenient times and locations. We hope to see you there!

PARENT ORIENTATION A first step toward engaging in our ministry. Hear philosophy, meet staff, and learn how to be involved.

SPIRITUAL PARENTING A six-week class that dives deep into what God's Word says about parenting.

HOMEFRONT MAGAZINE A magazine designed to aid in successful community groups or family nights for your own family.

FAMILY NIGHTS/COMMUNITY GROUPS Families meeting in homes to do life together (as individual families or combined with other families) and grow in their relationships with God and each other.

PARENT DISCIPLESHIP RESOURCES/EVENTS Throughout the year, we offer special courses and events tailored toward inspiring, equipping, and supporting you as you nurture your children's faith.



HOW TO USE THIS RESOURCE

We believe parents and grandparents are the primary nurturers of their children's and grandchildren's faith, and we want to inspire, equip, and support you in that endeavor. Individual Family Nights or Community Groups (which participate in Family Nights together with other families) are an opportunity for you to gather with several other families who are in similar life circumstances and grow together. Your Community Group will gather for eight weeks each semester (Fall, Spring, and Summer). This is a time for you to share a meal, learn more about God, engage with each other, and bless your children. *HomeFront* is the curriculum for our Community Groups, and each volume contains a full semester's worth of gatherings.

You can still access previous editions of *HomeFront* magazine at homefrontmag.com. If you would like more information about Community Groups, or would like to sign up for a group near you, email parents@newlifechurch.org. Thank you for investing in the spiritual health of your family. We hope this magazine will serve as a practical guide for you as you seek to establish a spiritually-rich environment in your home.



CONTENTS

HELPING YOU HAVE A SUCCESSFUL
FAMILY NIGHT/COMMUNITY GROUP

Lessons
Issue Fifteen

6

LESSON ONE

- Our Creator
- Held Together Galaxy Jar
- All Things Big and Small
- Powerful and Steady

8

LESSON TWO

- He is Here
- Hidden Thread Tapestry
- For Such a Time Jar of Hope
- Always At Work

10

LESSON THREE

- Look Like Jesus
- Love in Action Challenge Cards
- Remain in His Love
- A Beautiful Life

12

LESSON FOUR

- Renewed Calling
- From Whisper to Witness
- East to West
- Still Working

14

LESSON FIVE

- Share
- Family Faith Timeline
- God is Moving
- A Living Testimony

16

LESSON SIX

- Priceless Memories
- Family Dinner and a Movie
- The Family Stone
- Faithful

22

LESSON SEVEN

- Changed By God
- Identity Crowns
- Known By God
- Chosen One

24

LESSON EIGHT

- Created By God
- Before and After Art
- Shape My Heart
- Renewed

OUR MISSION

INSPIRE

parents with ideas to create fun, spiritually forming times in the normal rhythm of everyday life.

EQUIP

parents to become the spiritual leaders of God's truth in their own households.

SUPPORT

families to engage their communities and change the culture around them.

DID YOU KNOW?

Each lesson helps you lead your family through four sections.

GOD'S WORD:

Spending time together in God's Word is a powerful way for your kids to learn who God is while instilling a love for the Bible from an early age. Take some time to read the God's Word section together and then answer the questions in the discussion section.

CREATE or GAME TIME:

Sometimes the best conversations happen around creating or playing together. Don't forget to make this time engaging and purposeful.

WORSHIP RESPONSE:

Worship Response is a time to respond in a posture and attitude of worship toward God. There are many ways we can actively give our worship to God.

BLESS:

A blessing can be a prayer of commission, a Bible passage, or words of encouragement. Blessings can be spoken over a child for the purpose of declaring God's protection, joy, and wisdom over him.

RESOURCE

Thinking Ahead

Let's make a plan and set your family up for a successful and less stressful family night or homegroup. Consider gathering all the materials needed for each week, place them in a tote, and be ready to pull them out for the evening!

WEEK ONE

WHAT YOU'LL NEED

- Clear jar or bottle with lid
- Cotton balls
- Blue/purple food coloring or tempura paint
- Water
- Glitter
- Glue for lid (optional)
- Paper

WEEK TWO

WHAT YOU'LL NEED

- Cardboard (or sturdy card stock)
- Yarn in different colors
- Scissors
- Tape
- Plastic needle
- Paper
- Jar

WEEK THREE

WHAT YOU'LL NEED

- Index cards or note paper
- Box or jar
- Pens, pencils or crayons
- Bible
- A candle (real or battery-operated)
- Paper
- Markers/crayons
- Tape or a visible space (wall, table, fridge)

WEEK FOUR

WHAT YOU'LL NEED

- Slips of paper
- Pens, pencils, or crayons
- A bowl
- Bible

WEEK SIX

WHAT YOU'LL NEED

- Sleeping bags, pillows, blankets, bean bag chairs, lawn chairs, etc.
- Pajamas (optional)
- For outdoors: A projector and screen (or sheet)
- For indoors: A television
- Old family videos/movies
- Large garden rock or individual river rocks
- Paint pens or colorful permanent markers

WEEK FIVE

WHAT YOU'LL NEED

- Long sheet of paper
- Journal
- Markers

WEEK SEVEN

WHAT YOU'LL NEED

- Construction paper
- Markers
- Scissors
- Tape
- Jewels (optional)
- Stickers
- Paper for each person
- Ink pad
- Wet wipes for fingers
- Colored Pencils


WEEK EIGHT

WHAT YOU'LL NEED

- A piece of blank paper for each person
- Crayons or markers
- Or you can use plastic blocks or magnet tiles instead
- Bible
- Play dough



Flip to page 18 and start planning your family movie night. You'll find yummy recipes, fun set up ideas for outdoor film viewing, and more.



LESSON ONE

KNOWING

“God knows me, and I can know Him.”

GOD'S WORD

OUR CREATOR

GOD STATEMENT: God Cares

SCRIPTURE: Colossians 1:15-20

Read the above verses together as a family.

Have you ever wondered what God is really like? Sometimes it can feel hard to understand someone we cannot see. Yet Scripture tells us something remarkable: Jesus is “the image of the invisible God.” That means when we look at Jesus—how He speaks, how He acts, how He loves—we are seeing exactly what God is like.

Colossians reminds us that Jesus was not just a teacher or a helper. He is the One through whom all things were created. He holds everything together. He is before all things and above all things. And still—He chose to come near.

Verse 20 says that through Jesus, God was pleased “to reconcile to Himself all things.” That word reconcile means to bring back into peace. Sin had broken what was good, but God cared too much to leave it that way. So, He sent His Son.

When you feel unseen, remember this: the One who holds galaxies together also holds you. **When you feel uncertain, remember: the One who created all things cares enough to restore you.**

Knowing who Jesus is helps us trust what God's heart is like. And His heart is full of care.

DISCUSSION

1. What does it mean that Jesus is “the image of the invisible God?”
2. How does knowing Jesus holds all things together change the way you think about your worries?
3. Where have you seen God's caring heart in your life recently?

CREATE



Jesus holds the whole galaxy together—and holds you too. As a family, create this craft and display as a visual reminder of His ability to hold all things together. Scan the QR code for a tutorial.

WHAT YOU'LL NEED

- Clear jar or bottle with lid
- Cotton balls
- Blue/purple food coloring or tempura paint
- Water
- Glitter
- Glue for lid (optional)



WHAT YOU'LL DO

1. Fill jar halfway with water and add food coloring or paint.
2. Add cotton balls and glitter.
3. Repeat these steps for each color.
4. Fill the rest with water and seal tightly.
5. Shake gently and observe the “galaxy.”

All Things Big and Small

SCRIPTURES:

- Matthew 6:30
- Romans 11:33-36

God cares about everything in your life. The big things and the little things matter to Him. He made you. You came from Him and through Him, and He will give you everything you need for this life. You are His.

Since God so wonderfully cares for the grass of the field and the birds in the air, how much more will He care for you? He loves you deeply. He will lead you and guide you. Knowing that God is good, you can trust Him for everything, no matter how big or small.

Are there things in your life that feel hidden from God? Something you've been carrying or dealing with on your own? This worship response invites you to give your worries and concerns to a God who unconditionally loves you and wants to help you.

WHAT YOU'LL NEED

- Piece of paper
- Something to write with

WHAT YOU'LL DO

1. Ask your family to quiet themselves. Feel free to put on soft worship music.
2. Think about an area in your life where you need God's help and care.
3. Write down your thoughts or draw a picture of it.
4. When finished, share some of the things that came to mind and how you can pray for one another. Pray for one another either silently or aloud.

PRAY

Close your time together by praying:

"GOD OF ALL CREATION, THANK YOU FOR BEING THE SOURCE OF OUR LIFE AND BREATH. LEAD US EACH DAY AS WE TRUST IN YOU FOR EVERYTHING; THE THINGS WE SEE AND DON'T SEE. HELP US TO REMEMBER THAT YOU ARE OVER EVERYTHING AND WILL GIVE US WHAT WE NEED TO WALK CONFIDENTLY INTO EACH DAY WITH YOU. AMEN."



BLESS

POWERFUL & STEADY

SCRIPTURE: Colossians 1:17

BLESSING: (Child's name), may you know that Jesus holds all things together, including you. When your world feels uncertain, may you trust the One who created you and cares deeply for you. May you rest in His steady love and find peace in His powerful hands.

LESSON TWO

KNOWING

"God knows me, and I can know Him."

GOD'S WORD

HE IS HERE

GOD STATEMENT: God is Hope

SCRIPTURE: The Book of Esther

Read the above verses together as a family.

The book of Esther is a beautiful story to read in its entirety, and it's also unusual. Why, you ask? Well, because God's name is never mentioned. There are no burning bushes, no parted seas, no thunder from heaven. Yet His hand is everywhere.

Esther was an orphaned young woman who was placed in an extraordinary position. God appointed her to be the Queen of Persia. As queen, she discovered that her people (the Jewish people and lineage of Jesus the Messiah) were in danger. A wicked man named Haman had devised a plan to destroy them. Fear filled the land.

Esther's cousin Mordecai sent her a message: **"Who knows but that you have come to your royal position for such a time as this?" (Esther 4:14).** Those words changed everything.

Esther could have stayed silent. Speaking up meant risking her very life. But hope is not the absence of fear -- it is choosing to trust God in the

middle of it. She fasted. She prayed. She stepped forward.

And God, though unseen, was working behind the scenes. The plan of destruction was overturned. Hope replaced despair.

Sometimes, we cannot see God's name written across our circumstances. **But that does not mean He is absent.** When we learn to look for Him in quiet providence and unexpected turns, we begin to know His character.

God is hope even when we cannot see all that He is up to in our lives.

DISCUSSION

1. Why do you think God's name is not directly mentioned in Esther?
2. When have you had to trust God even when you couldn't see what He was doing?
3. Why is prayer so important in our lives?

CREATE

HIDDEN THREAD TAPESTRY

This create visually shows how God is working behind the scenes, even when we cannot see the full picture.

WHAT YOU'LL NEED

- Cardboard (or sturdy card stock)
- Yarn in different colors
- Scissors
- Tape
- Plastic needle



WHAT YOU'LL DO

1. Punch holes around the edges of the cardboard to create a simple loom.

2. Choose one long strand of yarn and secretly tape it across the back of the board in random directions (this represents God's unseen work).
3. Invite family members to weave colorful yarn through the front however they like.
4. When finished, turn the board over and show the "hidden" thread running throughout the entire piece.

From the front, we only see parts of the story. But look at the back...the thread runs through everything. Even when we cannot see God's name written clearly in our story, He is woven through every moment.

For Such a Time Jar of Hope

SCRIPTURES:

- Isaiah 41:10
- Joshua 1:9
- 2 Corinthians 12:9

Being strong and courageous is not always easy and can feel overwhelming. In these moments, you can pause and remember that God is always with you and in Him alone, you put your trust. In Him, you can find hope. He tells His people not to be afraid of the things in this world. He is over all things and greater than all things. In Him, you can find strength, even when days are hard, and you don't have all the answers. Lean into Him to give you everything you need each day.

This worship response invites your family to go to God's Word and see that in Him, you may find hope, courage, and strength.

WHAT YOU'LL NEED

- Jar
- Strips of paper
- Pens: one for each person

WHAT YOU'LL DO

1. On the strips of paper, encourage each member of your family to write a phrase that can be spoken out loud as a reminder that through God, you can have strength and courage.
2. On the back of this paper, write a verse that will remind you of God's character. You can have sample verse references to copy for younger ones.
3. Repeat this as many times as you choose.
4. After each family member has finished, put all the strips of paper in the jar.
5. Place the jar somewhere in your house where you can see it and easily access its contents. When you or a member of your family is discouraged or fearful, encourage them to select a strip of paper from the jar and say the statement aloud. Then look up the verse and read it together to be reminded of who God is and that in Him, you can find courage and strength.



Close your time together by praying:

"THANK YOU, JESUS, THAT IN YOU, WE CAN HAVE COURAGE AND CONFIDENCE THAT YOU WILL BE WITH US THROUGH ALL THINGS. AMEN."



BLESS ALWAYS AT WORK

SCRIPTURE: Esther 4:14

BLESSING: (Child's name), when you cannot see what God is doing, may you trust that He is always working. May you be brave in uncertain moments and remember you were placed here "for such a time as this." God is your hope, even when His name feels hidden.

LESSON THREE

MODELING

"I see Christ in others, and they can see Him in me."

GOD'S WORD

LOOK LIKE JESUS

GOD STATEMENT: God is Real Love
SCRIPTURE: John 3:16; Romans 5:8; Luke 24:1-6

Read the above passages together as a family.

Love is more than a feeling. It is something we can see in action.

Jesus did not remain distant from our broken world. He stepped into it. He healed the sick. He welcomed children. He forgave sinners. He touched the untouchable. Every miracle and every meal reflected the heart of God.

Then came the cross.

The book of Romans tells us that while we were still sinners, Christ died for us. That means Jesus did not wait for us to be perfect before loving us. He chose sacrifice. He chose obedience. He chose the cross.

And on the third day, the tomb was empty. The resurrection declares that love is stronger than death. Stronger than sin. Stronger than fear.

If we want to know what love truly looks like, we look at Jesus. Real love sacrifices. Real love forgives. Real love keeps promises. Real love rises again.

When we model our lives after Christ, we reflect that same love to the world around us.

God is not just loving. He is real love.

DISCUSSION

1. What actions of Jesus show you what real love looks like?
2. Why is the resurrection important to understanding God's love?
3. How can you model sacrificial love in your home this week?

CREATE

LOVE IN ACTION CHALLENGE CARDS



WHAT YOU'LL NEED

- Index cards or note paper
- Box or jar
- Pens, pencils or crayons

WHAT YOU'LL DO

1. Write simple sacrificial acts on cards:
 - Serve in the home without being asked
 - Write an encouraging note

- Pray for someone
 - Send a verse via text to someone
 - Serve a neighbor or friend
 - Take a meal to someone who is sick or hurting
 - Draw a picture for a friend with a blessing
2. Each family chooses one to complete that week.

Remain in His Love

SCRIPTURES:

- John 13:34-35
- 1 John 4:7
- Ephesians 5:1-2

We love because God first loved us. Jesus shows us how to love—and through Him, we can reflect that love to others.

Sit together in a comfortable, quiet space. Turn off distractions. Light a candle to remind your family that Jesus is the light and the source of love.

WHAT YOU'LL NEED

- Bible
- A candle (real or battery-operated)
- Paper
- Markers/crayons
- Tape or a visible space (wall, table, fridge)

WHAT YOU'LL DO

1. Take turns reading the scripture passages above.
2. After each passage, pause for a few seconds of silence. Pause to reflect on the words of the Lord, share your insights with your family. What do you notice about how Jesus loves?
3. Give each person a piece of paper. Have them complete this sentence (write or draw): "Jesus, because You love me, I will..." Place each paper around the candle as an offering of worship to God.
4. Invite each person to briefly pray their response.

*Jesus,
because You
love me, I will...*

PRAY

Close your time together by praying:

"JESUS, THANK YOU FOR LOVING US FIRST. HELP US WALK IN LOVE JUST LIKE YOU. TEACH US TO LOVE OTHERS THROUGH OUR ACTIONS, NOT JUST OUR WORDS. AMEN."



A BEAUTIFUL LIFE

SCRIPTURE: Romans 5:8

BLESSING: (Child's name), may you receive the deep love of Jesus. May His sacrificial love shape your heart so that you forgive quickly, serve gladly, and love courageously. May others see Jesus through the way you live.

LESSON FOUR

RENEWED CALLING

MODELING

"I see Christ in others, and they can see Him in me."

GOD'S WORD

Read the above verses together as a family.

Peter knew what it meant to fail. On the night Jesus was arrested, Peter denied even knowing Him—three times. Shame followed him like a shadow.

But Jesus was not finished with Peter.

After the resurrection, Jesus restored him with gentle questions: "Do you love Me?" And then He gave Peter a new assignment: "Feed My sheep." Hope was rekindled.

In the book of Acts, we see the transformation. On the day of Pentecost, the Holy Spirit filled the believers with power. **Peter, the same man who once hid in fear, stood boldly before the crowd.** He declared that Jesus was Lord. He proclaimed the resurrection.

Three thousand people chose to believe that one day!

GOD STATEMENT: God Restores Hope

SCRIPTURE: Acts 2:14-41

Failure did not disqualify Peter. It prepared him to understand grace. God restored his courage and used him to bring hope to many.

When we model repentance, humility, and bold faith, we show others that God is not done with anyone. **He restores. He renews. He sends us out again.**

God restores hope.

DISCUSSION

1. How do you think Peter felt after denying Jesus?
2. What changed in Peter between the Gospels and Acts 2?
3. How can God use your mistakes to help someone else find hope?

GAME TIME

FROM WHISPER TO WITNESS

Illustrating Peter's transformation from fear to bold proclamation.

WHAT YOU'LL NEED

- Slips of paper
- Pens, pencils, or crayons
- A bowl
- Bible

WHAT YOU'LL DO

1. Write short truth statements on the paper slips like:
 - Jesus is alive! God restores!
 - God forgives! The tomb is empty!
 - There is hope! Jesus is Lord!
2. Place them in a bowl.

TIME TO PLAY

Round 1 - Fear Mode

1. Each person draws a slip.
2. They must whisper the truth as quietly as possible.
3. Talk briefly about how Peter whispered (denied Jesus) out of fear.

Round 2 - Bold Mode

1. Draw a new slip.
2. This time, stand tall and declare it boldly like Peter at Pentecost.
3. Encourage strong voices and confident posture.

DISCUSSION

1. After playing, ask:
 - What felt different to you between whispering and declaring boldly?
 - What changed in Peter between his denial and Pentecost when he preached boldly?
 - How can we move from fear to boldness? (God's Spirit)

REMINDER FOR EVERYONE:

"The same Holy Spirit who empowered Peter lives in us through our relationship with Jesus."

East to West

REMOVED

SCRIPTURES:

- Lamentations 3:22-23
- Psalm 103:12
- Psalm 51:10

God is full of goodness and mercy. He removes our sin and renews our hearts. When we mess up, God forgives us, lovingly restores us, and gives us a fresh start. Lead your family through a time of active worship and a few meaningful moments together. This worshipful exercise will allow your family to explore how God forgives us and removes sin from us forever.

WHAT YOU'LL DO

1. Pick two opposite sides of the room. Label one side "East" and the other, "West."
2. Have everyone sit in the middle of the room.
3. Choose someone to call out "EAST!" Everyone runs to East.
4. Then, they call out "WEST!" Everyone runs to West.
5. If the family hears the word "TRANSGRESSIONS!" Everyone freezes and crouches down.
6. Finally, call out, "REMOVED!" Everyone jumps up and runs as FAR as they can to either side.

Close your time together by speaking the Scriptures over your family, "as far as the east is from the west, so far has he removed our transgressions from us." (Psalm 103:12); **"Because of the LORD's great love, we are not consumed, for his compassions never fail. They are new every morning; great is your faithfulness."** (Lamentations 3:22-23); "Create in me a pure heart, O God, and renew a steadfast spirit within me." (Psalm 51:10)



Close your time together by praying:

LEAD YOUR FAMILY IN A ROUND ROBIN PRAYER, EACH TAKING TURNS AND SPEAKING WORDS OF GRATITUDE FOR GOD'S FORGIVENESS AND MERCY.

STILL WORKING

SCRIPTURE: Acts 2:38

BLESSING:(Child's name), when you stumble, may you remember that failure is not the end of your story. May God restore your courage, renew your faith, and use your life to bring hope to others. He is not finished with you.



LESSON FIVE

STORYTELLING

"God has a big story, and I can be a part of it!"

GOD'S WORD

SHARE

GOD STATEMENT: God's Faithfulness is Worth Telling

SCRIPTURE: Psalm 78:1-7

Read the above verses together as a family.

Stories shape what we believe.

The writer of Psalm 78 begins with an invitation: "Listen... I will open my mouth with a parable." What follows is not just history. It is a reminder. A declaration. A retelling of God's mighty acts so that the next generation would know Him.

The psalm says, "We will not hide them from their children; we will tell the next generation the praiseworthy deeds of the Lord." Why? So they would "put their trust in God and would not forget His deeds."

God understands something about the human heart—we are quick to forget. We forget how He answered prayers. We forget how He provided. We forget how He rescued. That is why storytelling matters.

When families rehearse the goodness of God around dinner tables, in bedtime prayers, during


holidays like Easter, families are building spiritual memory. We are placing stones of remembrance in the hearts of our children.

The resurrection is not just an event that happened long ago. It is a story that must be told again and again until it shapes identity, hope, and faith.

God's faithfulness is not meant to be hidden. It is meant to be shared.

DISCUSSION

1. Why do you think God tells His people to repeat His stories?
2. What is one way God has been faithful to our family?
3. How can we make telling God's story a regular rhythm in our home and to those we meet?



CREATE

FAMILY FAITH TIMELINE

WHAT YOU'LL NEED

- Long sheet of paper

WHAT YOU'LL DO

1. Draw a timeline of your family's spiritual milestones:
 - Salvation moments
 - Moves- new jobs, new schools, new friends

- Answered prayers
 - Baptisms
 - Financial provisions
 - Church events and activities
2. Pray and thank God for His faithfulness. Roll it up and keep it somewhere sacred and visible. Keep adding new faith moments to it monthly/yearly.

God is Moving

SCRIPTURES:

- Deuteronomy 7:9
- Psalm 145:5-7
- James 1:17

Sharing the faithfulness of God with others tells them the story of His love and goodness. God has been faithful throughout all of humankind and has such good gifts for each one of us. When we pause to remember, reflect, and give testimony to the goodness of God, we get to invite others into His story.

WHAT YOU'LL NEED

- Journal
- Different colored markers

WHAT YOU'LL DO

1. As a family, pick a journal that you can write in where you have seen God answer prayers for your family and individually.
2. At the beginning or end of every week add a story that tells of the ways God answered prayers.
3. For young children, allow them to dictate their stories to you. Be sure to write their words as phonetically as possible. Reading their words in years to come will be encouragement and joy.
4. Look back at all the pages and stories where God has graciously answered the prayers of your family. You can also place this journal out where guests can see the movement of God as a way to encourage others.



Close your time together by praying:

“THANK YOU, JESUS, FOR BEING FAITHFUL. HELP US TO HAVE EYES TO SEE YOU AND WORK, AND THE WORDS AND VOICES TO SHARE THE GOODNESS YOU HAVE GIVEN US TO OTHERS. AMEN.”



A LIVING TESTIMONY

SCRIPTURE: Psalm 78:4

BLESSING: (Child's name), may you never forget what God has done. May your mouth be filled with stories of His goodness, and may your life become a testimony of His faithfulness for all to see.

LESSON SIX

STORYTELLING

“God has a big story, and I can be a part of it!”

Read the above verses together as a family.

The Jordan River stood between God’s people and the Promised Land. At flood stage, it seemed impossible to cross. But God made a way. He stopped the waters and led them safely through on dry ground.

After they crossed, God gave an unusual command. He told twelve men to gather twelve stones from the middle of the river and build a memorial.

Why stones?

Joshua explained, “In the future, when your children ask you, ‘What do these stones mean?’ tell them...”

The stones were not decoration. **They were conversation starters.** They were reminders that when things looked impossible, God made a way.

We all face moments when obstacles seem too

GOD’S WORD

PRICELESS MEMORIES

GOD STATEMENT: God Makes a Way

SCRIPTURE: Joshua 4:1-9

big. **But remembering how God has moved in the past strengthens us for the future.** That is why storytelling is powerful. It turns fear into faith.

Every answered prayer, every rescue, every moment of provision becomes a “stone” in our family’s story.

And one day, when a child asks, “How did God help you?” we get to tell them.

God makes a way—and His works are worth remembering.

DISCUSSION

1. Why do you think God wanted a visible memorial?
2. What “stones” of remembrance does our family have?
3. How can remembering past faithfulness help us trust God today?

CREATE

FAMILY DINNER AND A MOVIE

WHAT YOU’LL NEED

- Sleeping bags, pillows, blankets, bean bag chairs, lawn chairs, etc.
- Pajamas (optional)
- For outdoors: A projector and screen (or sheet)
- For indoors: A television
- Old family videos/movies

DINNER OR SNACKS

- Salad in a Jar (recipe on page 18)
- Pepperoni Pizza Pasta (recipe on page 19)
- S’mores Popcorn (recipe on page 20)

WHAT YOU’LL DO

1. Scan the QR code for inspiration.
2. Consider making this a regular tradition and even inviting other family members or friends with their collection of movies. This will

give your family an opportunity to share the faithfulness of God in your lives with others and them to share their stories with you.



The Family Stone

SCRIPTURES:

- 1 Samuel 7:12

“Then Samuel took a stone and set it up between Mizpah and Shen. He named it Ebenezer, saying, 'Thus far the LORD has helped us.' ”

Significant markers in our lives are meaningful moments that remind us of what God has done—the times He provided, forgave, guided, or restored hope. Just like the stones of remembrance in the Bible, these markers help us look back and see God's faithfulness, especially during hard seasons. They can be big or small, but each one tells a story: *God was here, and He is still with me.* Lead your family in a time of remembrance of God's faithfulness.

WHAT YOU'LL NEED

- Large garden rock or individual river rocks
- Paint pens or colorful permanent markers

WHAT YOU'LL DO

1. Gather your family together and sit in a circle.
2. Place either the large garden rock or the individual river rocks in the center of the family.
3. Discuss the milestones you've experienced as a family (the birth of a child, the day a family member decided to follow Jesus...).
4. Allow each person a chance to share either a family or personal milestone. After each remembrance, work together to write each milestone and the date of the event (if you have it) on the rock.
5. If you are using individual rocks, encourage each person to write about the event on the rock, then decorate the stones accordingly.
6. Place your large stone or river rocks in a place where they can be seen and added to as new significant events happen in the life of your family.
7. When you have finished, close your time in prayer.

PRAY

Close your time together by praying:

“DEAR HEAVENLY FATHER, WE ARE SO VERY GRATEFUL FOR ALL OF THE WAYS YOU HAVE WORKED IN THE LIFE OF OUR FAMILY. IN EVERY SITUATION AND CIRCUMSTANCE, YOU HAVE PROVIDED FOR US AND MADE A WAY FOR US TO KNOW YOU AND SEE YOU AT WORK. MAY WE ALWAYS HAVE EYES TO SEE YOUR GOODNESS, PROVISION, HEALING, GRACE, AND HOPE. WE LOVE YOU. AMEN.”



FAITHFUL

SCRIPTURE: Joshua 4:7

BLESSING: (Child's name), when you face something that feels impossible, may you remember God's faithfulness to you and your family. May your heart be strong in remembering that the Lord always makes a way and will never leave your side.

FAMILY MOVIE NIGHT

I recently had our family's old home videos digitized. When we gathered to watch moments that had not been seen in 20 or 30 years, something special happened. **We laughed. We cried. We remembered.**

My parents pointed out family members who have since stepped into eternity and shared stories I had never heard before. My children saw glimpses of my childhood, and we revisited highlights from their early years as well.

These intergenerational movie nights have become more than simple nostalgia. **They have given us space to remember and celebrate some of the most meaningful moments of our lives.** As we watched, we also recognized something deeper...God's faithfulness woven through both the joyful seasons and the difficult ones we have walked together.

Scan the QR code and look through the curated recipes in this section for help organizing your own family movie night. Plan to enjoy the evening during the lesson six create time.



Salad in a Jar

THESE SALAD JAR SALADS CREATE THE PERFECT PERSONALIZED AND PORTABLE DINNER SIDES. ASSEMBLE IN ADVANCE TO MAKE MOVIE NIGHT EXTRA EASY.

DRY ON TOP

FRUIT OR VEGGIES

CHEESE

MAKE AN ASSEMBLY LINE AND LET EACH FAMILY MEMBER MAKE THEIR OWN!

WET ON BOTTOM



taken from:
masonjarprojects.com

PEPPERONI PIZZA PASTA

FAMILY DINNER



WHAT YOU'LL NEED

- 1 pound pasta
- 2 Tbsp basil pesto
- 1/2 cup Italian dressing
- 20 pepperoni slices quartered
- 1 cup shredded Mozzarella cheese
- 1/4 cup shredded cheddar cheese
- 1/4 cup grated Parmesan cheese
- 1/2 cup cherry tomatoes:quartered

WHAT YOU'LL DO

1. Cook pasta according to the package directions. Drain and rinse with cold water to cool.
2. In a large bowl, mix together the cooled pasta, pesto and 1/4 cup of the Italian dressing. Mix until the pasta is evenly coated.
3. Add the remaining ingredients plus the rest of the dressing. Cover and refrigerate until you are ready to serve. This can be refrigerated up to 2 days before serving.



taken from:
lifeinthelofthouse.com

RECIPES S'MORES POPCORN

WHAT YOU'LL NEED

- 1/2 cup unpopped kernels
- 2 cups Golden Grahams™ Cereal
- 1/2 cup mini marshmallows
- 1/2 cup chocolate chips

WHAT YOU'LL DO

1. Pop kernels in the Popcorn Maker as per instructions.
2. Place popped corn in a large mixing bowl and add all ingredients. Add marshmallows and Golden Grahams™ to the popcorn bowl and mix with tongs. Spread mixture onto a baking sheet.
3. Melt the chocolate in the microwave, 15 seconds at a time, stirring in between cycles to prevent burning.
4. Drizzle chocolate over the popcorn mixture and allow to harden, about 10 minutes.
5. Pass this sweet favorite around the campfire and enjoy!

taken from: bydash.com



Banana Split CAKE

WHAT YOU'LL NEED

- 1 box of Graham Crackers
- 8 ounces cream cheese, softened at room temperature
- 2 (3.4 ounce) boxes instant banana pudding mix
- 14 ounces cool whip
- 2 cup milk
- Mixed Nuts Ice Cream Topping (to sprinkle on top)
- 1/2 container store-bought vanilla icing
- Rainbow sprinkles
- 12 maraschino cherries
- 1/2 container chocolate icing

WHAT YOU'LL DO

1. Start by adding your cream cheese and pudding mix to a stand mixer. Mix on high until smooth.
2. Add in 10 oz. of cool whip and milk, mix until combined and thick. Place in the fridge for 10 minutes.
3. Spread your remaining cool whip on the bottom of your baking dish. Line the bottom of the dish with graham crackers
4. Top graham crackers with 1/3 of your pudding mixture.
5. Repeat this until you have (3) layers, ending with pudding mixture. Top with mixed nuts.
6. Freeze for 4 hours.
7. Using your 1M tip, pipe vanilla icing on top, as shown. Top icing with cherries and sprinkles.
8. Place your chocolate icing in the microwave for 30 seconds. Pour into a piping bag. Drizzle on top of cake.
9. Serve and enjoy! The perfect summer treat!

RECIPES Pancake Mini-Muffins

WHAT YOU'LL NEED

- 1 cup all-purpose flour
- 1 tsp baking powder
- 1 tsp can sugar
- 1 cup whole milk
- 3 tsp butter, melted and slightly cooled
- 1 egg
- 1 tsp vanilla extract
- 1/4 teaspoon salt

FOR TOPPING


- mini chocolate chips
- strawberries
- blueberries



WHAT YOU'LL DO

1. Whisk together the flour, baking powder, and salt in a mixing bowl.
2. In a separate bowl, mix together the cane sugar, milk, melted butter, egg, and vanilla extract.
3. Add the dry ingredients to the wet until just combined with a rubber spatula.
4. Grease a mini muffin tin with cooking spray.
5. Fill the mini muffin tin with batter (it will make all 24 mini muffins).
6. Top the batter with mix-ins of choice or leave them plain. I did around 2-3 blueberries, 2-3 strawberry chunks, and around 1 tsp of mini chocolate chips for the different flavor options.
7. Bake the pancake mini muffins at 400 degrees for 10-12 minutes or until a toothpick inserted comes out clean.
8. Allow the muffins to sit for 2-3 minutes in the pan, then take them out and serve immediately.
9. Serve the mini muffins with maple syrup for dipping.

taken from: buildyourbite.com



taken from: shesnotcookin.com

LESSON SEVEN

IDENTITY

"I belong to God, and He loves me!"

GOD'S WORD

CHANGED BY GOD

GOD STATEMENT: God Calls Me His Own
SCRIPTURE: 1 Peter 2:9-10

Read the above verses together as a family.

The world has many labels for us and our children. Smart. Athletic. Popular. Shy. Successful. Not enough. We often measure ourselves by what we do or how others see us.

But Scripture offers something stronger.

Peter writes, "You are a chosen people, a royal priesthood, a holy nation, God's special possession." Those words are not based on performance. **They are based on belonging.**

Chosen means wanted. Royal means valued. Holy means set apart. God's possession means deeply loved.

Peter reminds believers that once they were not a people—but now, they are the people of God. Once they had not received mercy—but now, they have.

Identity begins with mercy.

Because of Jesus' life, death, and resurrection, we are invited into God's family. We are not defined by past mistakes. We are defined by grace.

When children grow up knowing they are chosen and cherished by God, they carry a confidence that does not depend on applause or achievement.

God calls you His own. And that changes everything.

DISCUSSION

1. Which word in this passage stands out to you most? Why?
2. How is God's definition of you different from the world's?
3. How would you live differently if you truly believed you are chosen by God?

CREATE

IDENTITY CROWNS

WHAT YOU'LL NEED

- Construction paper
- Markers
- Scissors
- Tape
- Jewels (optional)
- Stickers

WHAT YOU'LL DO

1. Write identity words around the crown and decorate as desired.
 - Chosen
 - Royal
 - Loved
 - Set Apart
 - Daughter
 - Son
 - Forgiven
2. Wear crowns during prayer and play time.



Known By God

SCRIPTURES:

- Ephesians 1:1-14 (NLT)

Before the very foundations of the world were put into place, God knew you. He saw you and all that you are and all that you would be. And He loved you. He loves you still. The God of all creation knows the number of hairs on your head, the exact pattern of your fingerprints, and your deepest thoughts. Through Him, you were made and loved. In Him, you can find your truest identity.

This time of worship response will allow your family the opportunity to consider the deep love of the Father, and their place in His family.

WHAT YOU'LL NEED

- Song: "He Knows My Name" by Tommy Walker (find on whichever platform you use for streaming music)
- Paper for each person
- Ink pad
- Wet wipes for fingers
- Colored Pencils

WHAT YOU'LL DO

1. Place all the supplies in a central location.
2. Gather your family together and read Ephesians 1:1-14 (New Living Translation) over them.
3. Play the song "He Knows My Name". As your family listens to the song, invite each person to get a piece of paper and use the ink pad to stamp their fingerprints on the paper.
4. Encourage them to create different designs with their fingerprints. As they do point out the detail and unique patterns of their prints.
5. Allow them to color in the design if they choose.
6. Once they have finished, have each person sign their print page with a signature that is unique to them.

PRAY

Close your time together by praying:

"FATHER IN HEAVEN, THERE IS NO ONE LIKE YOU. YOU HAVE MADE EACH OF US AND CALLED OUR NAMES SO THAT WE MAY FOLLOW YOU AND BE WITH YOU FOREVER. BECAUSE OF JESUS, WE CAN BELONG TO YOU. HELP US TO SEE YOU MORE CLEARLY AND KNOW YOU. MAY WE FIND OUR TRUEST SELVES IN YOU ALL THE DAYS OF OUR LIVES. AMEN."



CHOSEN ONE

SCRIPTURE: 1 Peter 2:9

BLESSING: **(Child's name), you are chosen.** You are deeply loved. You belong to God. May you walk confidently as His treasured possession and shine His light wherever you go.

LESSON EIGHT

IDENTITY

"I belong to God, and He loves me!"

GOD'S WORD

CREATED BY GOD

GOD STATEMENT: God Makes Me New

SCRIPTURE: 2 Corinthians 5:17

Have you ever wanted a "do-over"?

Sometimes we carry mistakes, regrets, or words spoken in anger. We may wonder if change is really possible. But Paul writes something powerful: "If anyone is in Christ, the new creation has come: The old has gone, the new is here!"

Notice what it does not say. It does not say, "Try harder and maybe you will improve." It says new creation.

The resurrection of Jesus was not only about defeating death. **It was about making all things new.** When we place our trust in Christ, His life becomes ours. His righteousness covers us. His Spirit transforms us.

This is not pretending the past didn't happen. It is believing that grace is greater than the past.

Identity rooted in Christ means we are not stuck. **We are redeemed. We are restored. We are being renewed day by day.**

Every morning is an invitation to walk in newness of life.

God makes you "new" every day, and He is not finished shaping you until the day you see Him face to face (Philippians 1:6).

DISCUSSION

1. What does "new creation" mean to you?
2. How does knowing God makes you "new" change the way you think about mistakes?
3. What is one area of your life where you want to walk in newness this week?

CREATE

BEFORE AND AFTER ART

WHAT YOU'LL NEED

- A piece of blank paper for each person
- Crayons or markers
- Or you can use plastic blocks or magnet tiles instead

WHAT YOU'LL DO

1. Fold paper in half:
 - On one side: Draw something broken.
 - On the other side: Draw that same thing restored or made new.

Example: On one side, draw a broken bike with a flat tire. Add dirt and broken parts. On the other side draw a clean and new bike with fully functioning parts.

2. If using plastic blocks or magnet tiles, put a pile of pieces that are nothing yet. Then, build a house or other structure.
3. Discuss how Jesus restores hearts and lives. He takes our brokenness and makes something beautiful out of it.

Shape My Heart

SCRIPTURES:

- Psalm 51:10
- Ezekiel 36:26a

When we choose to trust and follow Jesus, He transforms us -- from the inside out. Scripture tells us we are a new creation. God allows us to “turn in” our rebellious or stubborn hearts, and He replaces them with a new heart—one that is tender and responsive to Him, a heart that wants to be shaped by His hands.

During this time of worship, your family will have the opportunity to pray and bring their hearts to God surrendered, trusting Him to begin changing them from the inside out.

WHAT YOU’LL NEED

- Bible
- Play dough

WHAT YOU’LL DO

1. Give each person a ball of play dough. Create a calm and reflective environment (you may want soft music playing in the background).
2. Read Scripture over them. “Listen to this promise from God:” Read slowly and clearly: Ezekiel 36:26a – “I will give you a new heart and put a new spirit in you.”
3. Ask a couple reflection questions: Is there anything you want God to change or make new? What would it look like to have a heart that fully follows Him? As you think about

these things, use your play dough to shape a heart. Let it represent the kind of heart you want to surrender to God.

4. Once your family has finished, say: “Hold your heart in your hands. This represents you giving your heart to God. Take some time to talk with God. Invite Him to change what needs to be changed as you surrender yourself to Him.” Pause and allow time for individual prayer.

PRAY

Close your time together by praying:

“GOD, THANK YOU FOR PROMISING TO GIVE US A NEW HEART. WE SURRENDER OURSELVES TO YOU TODAY—THE GOOD AND THE BROKEN PARTS. SHAPE US AND MAKE US MORE LIKE YOUR SON, JESUS. MAKE US NEW FROM THE INSIDE OUT. AMEN.”



RENEWED

SCRIPTURE: 2 Corinthians 5:17

BLESSING:(Child’s name), may you live each day knowing you are a new creation in Christ.

May grace free you from your sins and mistakes, and may hope lead you into each new day. God is renewing you day by day in His love.

10

ENVIRONMENTS

The order of the 10 Environments listed coincides with the monthly distribution of this resource.

1

STORYTELLING

“God has a big story, and I can be a part of it!”

The power of The Big God Story impacts our lives by giving us an accurate and awe-inspiring perspective into how God has been moving throughout history. It is the story of redemption, salvation and hope and tells how we have been grafted into it by grace. It further compels us to see how God is using every person's life and is creating a unique story that deserves to be told for God's glory.

2

IDENTITY

“I belong to God, and He loves me!”

This environment highlights who we are in Christ. According to Ephesians 1, we have been chosen, adopted, redeemed, sealed, and given an inheritance in Christ, all of which we did nothing to earn. This conviction allows children to stand firm against the destructive counter-identities the world will offer.

3

FAITH COMMUNITY

“God's family cares for each other and worships God together.”

God designed us to live in community and to experience Him in ways that can only happen in proximity to one another. The faith community serves to create an environment to equip and disciple parents, to celebrate God's faithfulness, and to bring a richness of worship through tradition and rituals, which offer children an identity. Our love for each other reflects the love we have received from God.

4

SERVING

“Asks the question, ‘What needs to be done?’”

This posture of the heart asks the question, “What needs to be done?” It allows the Holy Spirit to cultivate a sensitivity to others and focuses on a cause bigger than one individual life. It helps fulfill the mandate that as Christ-followers, we are to view our lives as living sacrifices that we generously give away!

5

OUT OF THE COMFORT ZONE

“God transforms me when I step out in faith.”

As children and students are challenged to step out of their comfort zone from an early age, they learn to experience a dependence on the Holy Spirit to equip and strengthen them beyond their natural abilities and desires. We believe this environment will cultivate a generation that, instead of seeking comfort, seeks a radical life of faith in Christ.

6

RESPONSIBILITY

“God has entrusted me with the things and people He created around me.”

This environment captures the ability to take ownership for one's life, gifts, and resources before God. A child must be challenged to take responsibility for his or her brothers and sisters in Christ, as well as for those who are spiritually lost. Our hope is that the Holy Spirit will use this environment to allow each child to understand that God has entrusted His world to us.

7

COURSE CORRECTION

“When I get off track, God offers me a path of healing.”

This environment flows out of Hebrews 12:11-13 and is the direct opposite of punishment. Instead, biblical discipline for a child encompasses a season of pain, the building up in love, and a vision of a corrected path for the individual with the purpose of healing at its core.

8

LOVE AND RESPECT

“God fills me with His love so I can give it away.”

Without love, our faith becomes futile. This environment recognizes that children need an environment of love and respect in order to be free to both receive and give God's grace. Innate to this environment is the value that children are respected because they embody the image of God. We must speak to them, not at them, and we must commit to an environment where love and acceptance are never withheld due to one's behavior.

9

KNOWING

“God knows me, and I can know Him.”

Nothing could be more important than knowing and being known by God. We live in a world that denies absolute truth, and yet God's Word offers just that. As we create an environment that upholds and displays God's truth, we give children a foundation based on knowing God, knowing His Word, and a relationship with Him through Christ. God is holy, mighty, and awesome, and yet He has chosen to make Himself known to us!

10

MODELING

“I see Christ in others, and they can see Him in me.”

Biblical content needs a practical living expression in order for it to be spiritually impacting. This environment serves as a hands-on example of what it means for children to put their faith into action. Modeling puts flesh on faith and reminds us that others are watching to see if we live what we believe.

July/August
FAMILY TIME VERSE

Have I not commanded you?
be **strong** *and* **courageous**

Do not be afraid;
do not be discouraged,
for the Lord your God
will be with you
wherever you go.”

Joshua 1:9



May/June
FAMILY TIME VERSE

For the Lord is
good *and*

His love

endures forever;
His faithfulness

continues

through **all**

generations.

Psalm 100:5



HomeFront

