

HomeFront

a spiritual parenting resource

COURSE CORRECTION

"When I get off track, God offers me a path of healing."

LOVE AND RESPECT

"Asks the question, 'What needs to be done?'"

KNOWING

"God knows me, and I can know Him."

MODELING

"I see Christ in others, and they can see Him in me."



HOMEFRONTMAG.COM

A Note From Michelle

Fall is a season of reflection, rhythm, and rich opportunity—a time to realign our hearts and homes with what matters most.

In this issue, we're leaning into the beauty of **Family Nights**—intentional moments to open God's Word together, pray, play, bless, and simply be present. But more than that, we're encouraging parents and grandparents to step into their sacred role as spiritual leaders and models of faith.

In a culture that often pulls families in countless directions, the Spiritual Parenting environments in this issue will inspire you.

- **Course Correction** is not only a necessary aspect of daily parenting but deeply biblical.
- **Love and Respect** brings meaning to the way we speak, listen, and learn in our family relationships.
- Scripture reminds us that the way we live teaches louder than the words we speak so it is essential to remember that we are always **Modeling** even when we do not realize it.
- When we gently realign our homes around the truth of **God's Word**, we're giving our children and grandchildren something far more enduring than tradition: we're giving them a vision of Knowing God and walk with Him daily.



Whether you're a parent navigating a busy schedule or a grandparent with a heart full of legacy, know this: your example matters. Your prayers matter. Your joy, your repentance, your consistency—**they shape the hearts of those you lead**. In this issue, you'll find tools and inspiration to help you do just that—with creativity, intentionality, and grace.

We pray this issue blesses your family with laughter, connection, and a deeper love for God and one another.

With Blessing,

Dr. Michelle Anthony is the Sr. Executive Pastor of Family Ministries at New Life Church in Colorado Springs, CO and Director of The Initiative for Faith and Family. Michelle has graduate degrees in Christian education, theology, and leadership and more than 30 years of church ministry experience as a children's and family pastor. She is also the author of Spiritual Parenting, The Big God Story, Becoming a Spiritually Healthy Family, and 7 Family Ministry Essentials. Michelle loves spending time with her husband, adult children, and her adorable grandchildren who make faith come alive each day!

Discipleship Steps at New Life Church

Parents are the spiritual nurturers of their children's faith and are the main disciplers in their lives. We are committed to engaging, empowering, and resourcing our parents and families to succeed in their God-given role. Time and resources make this role challenging in our busy world. At New Life Church, we have created a clear path of discipleship for our parents with convenient times and locations. We hope to see you there!

PARENT ORIENTATION A first step toward engaging in our ministry. Hear philosophy, meet staff, and learn how to be involved.

SPIRITUAL PARENTING A six-week class that dives deep into what God's Word says about parenting.

HOMEFRONT MAGAZINE A magazine designed to aid in successful community groups or family nights for your own family.

FAMILY NIGHTS/COMMUNITY GROUPS Families meeting in homes to do life together (as individual families or combined with other families) and grow in their relationships with God and each other.

PARENT DISCIPLESHIP RESOURCES/EVENTS Throughout the year, we offer special courses and events tailored toward inspiring, equipping, and supporting you as you nurture your children's faith.



How to Use This Resource

We believe parents and grandparents are the primary nurturers of their children's and grandchildren's faith, and we want to inspire, equip, and support you in that endeavor.

Individual Family Nights or Community Groups (which participate in Family Nights together with other families) are an opportunity for you to gather with several other families who are in similar life circumstances and grow together. Your Community Group will gather for eight weeks each semester (Fall, Spring, and Summer). This is a time for you to share a meal, learn more about God, engage with each other, and bless your children. *HomeFront* is the curriculum for our Community Groups, and each volume contains a full semester's worth of gatherings.

You can still access previous editions of *HomeFront* magazine at homefrontmag.com. If you would like more information about Community Groups, or would like to sign up for a group near you, email parents@newlifechurch.org. Thank you for investing in the spiritual health of your family. We hope this magazine will serve as a practical guide for you as you seek to establish a spiritually-rich environment in your home.



Spiritual Parenting

It is our prayer that homes and churches would create environments for children to live in so their faith will grow in a community of common language and practice. To learn more about creating environments that can ignite a transforming faith in your family, we suggest you read:

SPIRITUAL PARENTING:
An Awakening for Today's Families

BY MICHELLE ANTHONY
© 2010 DAVID C COOK



A Successful Start

Feeling prepared and ready can increase the quality of your Family Night or Community Group. Flip to the next page to find a supply list and the last page to find both FAMILY TIME Verses. The verses are designed to be cut off the magazine and framed or displayed in high traffic areas of your home. Scan the QR codes in the issue to watch helpful videos and hear our personalized Scripture song on Spotify or YouTube. Simply flip the cut out page before lesson five and enjoy "hiding His Word in your hearts" together.

CONTENTS

HELPING YOU HAVE A SUCCESSFUL
FAMILY NIGHT/COMMUNITY GROUP

LESSONS

Issue Eleven

COURSE CORRECTION

6

LESSON ONE

- God Knows
- U-Turns Allowed
- Arrive and Testify
- His Strength

8

LESSON TWO

- East from West
- Mixed Media Memory Card
- Scripture Walk
- Trust Him

10

LESSON THREE

- Called to Action
- Pumpkin Pick-Up
- Restoration Flow Chart
- Treasured

12

LESSON FOUR

- Team Spirit
- Half Time
- Our Helper
- Pleasant

KNOWING

14

LESSON FIVE

- Peace of Mind
- Treasure Hunt
- Thankful Discovery
- Uniquely Created

16

LESSON SIX

- Named by God
- Lapel Pin Please
- Show-and-Tell
- Testify

18

LESSON SEVEN

- True Entanglement
- Move It!
- Every Breath I Take
- Watch Him

20

LESSON EIGHT

- Make More Models
- Silhouettes
- Prayer Circle
- Your Path

MODELING

LOVE AND RESPECT

OUR MISSION

INSPIRE

parents with ideas to create fun, spiritually forming times in the normal rhythm of everyday life.

EQUIP

parents to become the spiritual leaders of God's truth in their own households.

SUPPORT

families to engage their communities and change the culture around them.

DID YOU KNOW?

Each lesson helps you lead your family through four sections.

1 GODS WORD:

Spending time together in God's Word is a powerful way for your kids to learn who God is while instilling a love for the Bible from an early age. Take some time to read the passage above together and then read and answer the questions in the following devotional.

2 CREATE or GAME TIME:

Sometimes the best conversations happen around creating or playing together. Don't forget to make this time engaging and purposeful.

3 WORSHIP RESPONSE:

Worship Response is a time to respond in a posture and attitude of worship toward God. There are many ways we can actively give our worship to God.

4 BLESS:

A blessing can be a prayer of commission, a Bible passage, or words of encouragement. Blessings can be spoken over a child for the purpose of declaring God's protection, joy, and wisdom over him.

RESOURCE


THINKING AHEAD

Let's make a plan and set your family up for a successful and less stressful family night or homegroup. Consider gathering all the materials needed for the next four environments, place them in a tote, and be ready to pull them out for the evening!

COURSE CORRECTION

WHAT YOU'LL NEED

- Paper city map (print from online) for each car
- Highlighter
- Starting point and decided destination
- Car and driver
- A blank index card for each person
- A Scripture for each person. See Worship Response for ideas and notice the Before you start section.
- 4 coordinating acrylic paint colors (Fall colors)
- Old credit cards or hotel room keys
- Printer and printer paper
- Glue stick
- Optional: needle and thread or sewing machine
- Direction cards (done before you start)
- A compass (on most smart phones)
- Small prize-like stickers



LOVE AND RESPECT

WHAT YOU'LL NEED

- Small pumpkin (real or plastic) for each participant
- Background music (optional)
- Extra index cards from Lesson Two's Create
- Pencil for everyone
- Store-bought donut holes (gluten free if preferred)
- Melting chocolate
- Sprinkles
- Pretzel sticks broken in half
- Parchment paper
- Fleece or wool throw for each family member (This can be a blanket already in the home, or fleece throws are often available for under \$5)
- Iron and iron-on patches of your choice
- Timer



KNOWING

WHAT YOU'LL NEED

- Fabric scraps
- Ball of batting
- Hot glue gun and sticks
- Real or faux dried pumpkin stems
- White Polymer clay, shrink paper, or wooden nickle
- You may choose to have one or a few options to make a variety of pins!
- Sharpies
- Modge Podge
- E600 Craft Glue
- Pin fastener found in the jewelry section or craft isle



MODELING

WHAT YOU'LL NEED

- 6 ft. long string
- Table legs or two chairs approx. 6 ft. apart
- TV with YouTube access
- Black poster for each person
- White chalk or pencil
- Lamp
- Tape and scissors



EXTRA FUN

This issue has three bonus fun QR codes. Can you find them?

LESSON ONE

COURSE CORRECTION

1 GOD'S WORD GOD KNOWS

GOD STATEMENT: God's Path is Right

SCRIPTURE: Isaiah 30:21, 48:17, and 58:11

It was a lovely Fall day for Phyllis and her daughter to take a drive. They decided to go in search of the pecan man. Others raved about his pecans. They were the best around and a great price! So, with windows down and the Autumn breeze blowing, they entered the supposed location into maps and were off. What a perfect day. That was until they both realized the GPS had led them down a country road that wasn't a road at all. It was actually a tractor path!

The little car bumped and trudged all around a remote corn field with no sign of the pecan man or any other human for that matter! As the sun began to set and the cool air turned cold, joy and laughter turned to fear and cries for help.

"LORD, please direct our path," Phyllis managed to pray followed by a memorized Scripture from years before,

"Whether you turn to the right or to the left, your ears will hear a voice behind you, saying, "This is the way; walk in it" (Isaiah 30:21).

Suddenly, through a row of corn, the real road came into view. Some may say it was coincidence, but that moment sealed truth into both their hearts. Anytime we get off course, physically or spiritually, we can call out to God and He will answer. He knows the path to take, and we can trust Him to lead us in the way we should go.

DISCUSSION

1. Read Isaiah 30:21, 48:17, and 58:11 out loud.
2. What ways does the LORD'S leadership stand out to you?
3. When we trust the LORD to guide us, what are the results?

2 GAME TIME U-TURNS ALLOWED


When traveling to a new place, without a thought, we often put the address in our phone's map app and off we go. This is a great tool that is extremely helpful, but for this game time, let's have fun with a blast-from-the-past. Let's practice using a paper map! This intentional activity slows down the quick pace of life and requires a focus we may have forgotten. Make a point to laugh along the path and welcome any u-turns that will surely come. Course Correction is okay. It's part of the learning to trust the Lord.

WHAT YOU'LL NEED

- Paper city map (print from online) for each car
- Highlighter
- Starting point and decided destination
- Car and driver

WHAT YOU'LL DO

1. As a group, choose a destination. This could be a favorite coffee shop, fishing dock, or open field for stargazing!
2. Challenge the children to look at the map and highlight a path from start to finish. If you have younger ones, mark the path for them and simply allow them to study it.
3. Designate one adult driver.
4. Now, hop in the car and go for a ride!
5. The passengers will take turns navigating, using their paper map. Navigators should give directions in hopes of guiding the driver successfully to the destination.
6. Have the children ask the adults if help is needed. Asking for help is a big part of Course Correction!

**BONUS FUN**

Scan this QR code for a short video before heading out!

3 WORSHIP RESPONSE

Arrive & Testify

How did the driving challenge turn out? Did you make a fun memory, even if the process wasn't perfect? Now that you have arrived, your destination is a great place to park the car and enter into Worship Response. Thank Him for His gracious Course Correction in life.

WHAT YOU'LL DO

1. Settle into your location. If it's a shop, order and get seated. If it's in nature, unpack and snuggle up.
2. Share stories of times the Lord has redirected your path back to Him.
3. Use your surroundings to acknowledge His hand is guiding all of creation, including you, even now.
4. Look up at the stars and remember how He placed them there.
5. Watch the water and proclaim how He determines the path of the stream. His course correction is all around us.

God is faithful to lead His children to the right destination even if we take a wrong turn. He is able to use our u-turns as teaching moments and miraculously corrects our course to end in the right place. How wonderful is this news?!

4 BLESSING

His Strength

SCRIPTURE: Exodus 15:13

BLESSING: (Child's name), May you remember in God's unfailing love He will lead you, His redeemed. In His strength, He will guide you to His holy dwelling. You can always depend on Him when you feel off course.

LESSON TWO

COURSE CORRECTION

1 GOD'S WORD EAST from WEST

GOD STATEMENT: God Redeems
SCRIPTURE: Psalm 103

Getting off course happens to all of us, even our favorite Bible heroes. Some examples include Sarah when she rushed ahead of God's timing for the promise, or Moses when he struck the rock instead of speaking to it. Take some time to share your favorite Bible character and remember a moment when they went down the wrong path. Have you ever wondered why God includes so many human mistakes in the Bible? Maybe it's to encourage believers and remind us only He is perfect. **Read Psalm 103 together.** David's incredible Psalm shines light on who God is. He heals and forgives. He makes known His ways and has compassion and love. He knows how we are formed. Praise the Lord,

"For as high as the heavens are above the earth, so great is his love for those who fear him; as far as the east is from the west, so far has he removed our transgressions from us" (Psalm 103:11-12)

When you find your self off course, be encouraged. God is ready to restore you and set your feet back on the right path.

DISCUSSION

1. What do you notice about God's character in Psalm 103?
2. How does this encourage you to seek God when you get off course?

2 CREATE Mixed Media Memory Card

Remember last week how Phyllis used Scripture to ask God for help? When we find ourselves in need of Course Correction, memorized Scripture is very valuable. This week's Create offers a fun way to store Scripture treasure.

WHAT YOU'LL NEED

- A blank index card for each person
- A Scripture for each person. See Worship Response for ideas and notice the Before you start section.
- 4 coordinating acrylic paint colors (Fall colors)
- Old credit cards or hotel room keys
- Printer and printer paper
- Glue stick

OPTIONAL

Needle and thread or sewing machine

WHAT YOU'LL DO

1. Have each person squeeze a bead-size drop of paint on their index card.
2. Next, use the old credit card to drag the paint across the card. Repeat a few times in varying directions.
3. Fan the card to quick dry the paint and repeat step one and two with a second and third layer of paint.
4. You should now have an artistic background for your memory verse.
5. Print each memory verse including Scripture reference on paper and cut each word out separately.
6. Use a glue stick to glue each word in order onto the index card.
7. Optional: stitch around edge for a finished look.

3 WORSHIP RESPONSE SCRIPTURE WALK

L2

Memory Card IDEAS

Psalm 25:4

Psalm 119:105

Proverbs 3:5-6

Proverbs 11:14

Jeremiah 6:16a

Jeremiah 33:3

John 16:13

It's important to have direction when on a journey. Especially if the path is unknown. We've been learning how God is our ultimate guide. He uses Scripture, the Holy Spirit, and countless other ways to teach us how to stay on course. Let's go on a compass walk and proclaim His goodness at each stop.

WHAT YOU'LL NEED

- Mixed media memory cards
- Direction cards
- A compass (most smart phones have one)
- Small prize-like stickers

BEFORE YOU START

- Designate an adult (or two) to plot the course for the Scripture walk. This can be done while the group is making memory cards.


- Choose a start, and place the first direction card at that location. (This can be tucked under a pillow or cup for fun).
- Write number of steps and either North, South, East, or West on the direction card to lead walkers to the following stop.
- Walk to the next stop and place the second card with directions at that location.
- Repeat with as many stops as you have memory cards.
- Place the small prize at the last stop.

WHAT YOU'LL DO

1. When it's time for Worship Response, invite all participants to gather in another room while memory cards are placed at the pre-designated stops along the Scripture walk.
2. Welcome participants back to the room and point out the first stop on the walk.
3. Have them read aloud the first memory card.
4. Encourage them to work together to read the compass and find their way to the end of the course, reading aloud the verse at each stop.
5. Celebrate at the last stop with the small prize!

BONUS FUN

Watch this short video on how to make a compass with items around your home.



4 BLESSING Trust Him

SCRIPTURE: Proverbs 3:5-6

BLESSING: (Child's name), May you Trust in the Lord with all your heart and lean not on your own understanding. In all your ways submit to Him, and He will make your paths straight.

LESSON THREE

LOVE AND RESPECT

1 GOD'S WORD Called to Action

GOD STATEMENT: God Loves First

SCRIPTURE: 1 John 4:19-21

Jack believed the Bible was true. The words often leapt off the page and tugged at his heart, changing him into the boy who believed. But God was whispering something new into his ear, "If you believe, act on it." Whoa! Did he really hear that? Jack knew he had, and he was willing to follow Christ's command. As he continued reading, the Lord highlighted a passage:

"We love because He first loved us. Whoever claims to love God yet hates a brother or sister is a liar. For whoever does not love their brother and sister, whom they have seen, cannot love God, whom they have not seen. And He has given us this command: Anyone who loves God must also love their brother and sister" (1 John 4:19-21).

This stung. Jack would never say he *hated* his sister. **Why was God showing him this passage?** So he began to dig deeper. What *did* it mean to love your brother and sister? Read the Scriptures below to see if you can discover what Jack found and then discuss as a family what you learned.



SCRIPTURE

- Romans 12:10
- Ephesians 4:2, 29-32
- Matthew 5:9, 23-24

DISCUSSION

1. Can you name three outward actions of love?
2. What can you do when you don't really *feel* like showing love?
3. Read John 14:16 and Galatians 5:22-23 for help.

2 GAME TIME PUMPKIN PICK-UP

Games can put a lesson in action, and they're fun. If you have a visual learner, this activity illustrates putting others needs first and what it feels like to be in need of kindness.

WHAT YOU'LL NEED

- Small pumpkin (real or plastic) for each participant
- Background music (optional)

WHAT YOU'LL DO

1. Have everyone stand in a circle.
2. Give each person a small pumpkin to place on the top of their heads.
3. When the music starts or an adult says go, all players begin walking around the circle trying not to let the
4. If a player's pumpkin falls, they must freeze.
5. The only way to be unfrozen is for another player to slowly bend down, pick up the dropped pumpkin, and place it back on the frozen player's head.
6. If the pumpkin falls off while the player is trying to unfreeze another person, they are also frozen and must wait for help.
7. The game ends when everyone is frozen, or when players are ready to be done.

pumpkin fall. If a challenge is needed, the adult can give action commands like "squats around the circle".

SCRIPTURE: Romans 12:10

BLESSING: (Child's name), May you know you are the beloved of the Most High God. You are treasured by Him and nothing you can ever do will change how much He values you. May you be devoted to one another, and may the Holy Spirit give you the heart of the Father.

4 BLESSING Treasured

3 WORSHIP RESPONSE Restoration Flow Chart

L3

Worship Response is a time to respond in a posture and attitude of worship toward God. God's Word is clear that He desires us to love others in our hearts and through actions. It pleases Him. We also know in stressful situations it can be difficult to act lovingly toward someone who's hurt us or who we've hurt.

One way to respond lovingly is to spend time with the Lord in advance, asking for His Holy Spirit to teach us how we should act toward others. **It is important to write down what He reveals for reference when restoration is needed.** Below are two flow charts to use as models for this Worship Response time.

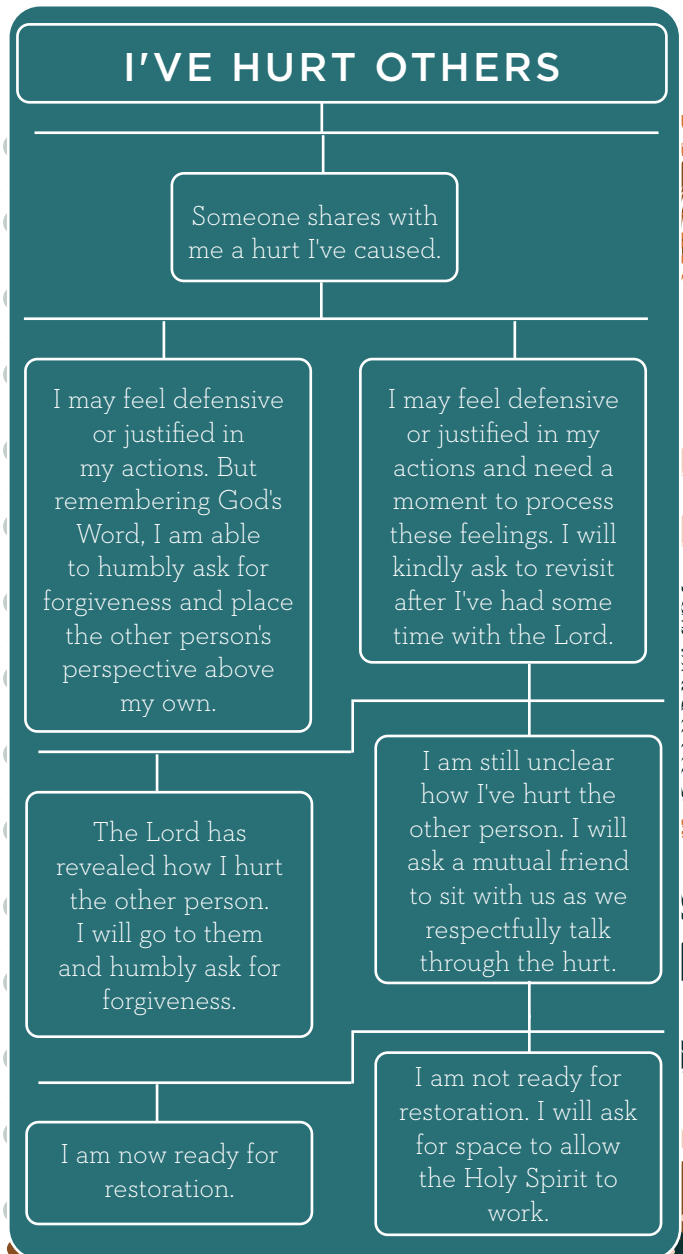
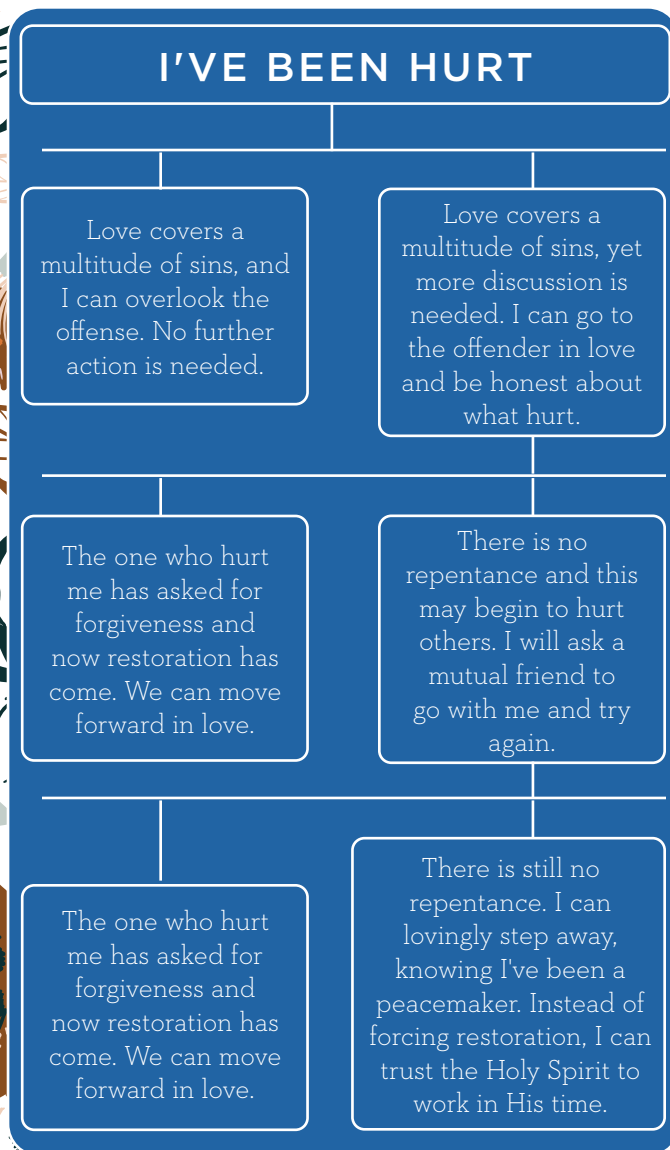
WHAT YOU'LL NEED

- Extra index cards from the Lesson Two Create
- Pencil for everyone



WHAT YOU'LL DO

1. Give each person two blank index cards and a pencil.
2. Allow everyone to study the sample flow charts below. Read it out loud to younger children. It may be helpful to draw an enlarged copy for reference during Worship Response.
3. Scan the QR code and quietly play the Restoration song while each person copies one flow chart on each blank index card. Be sure to use pencil. Young children can illustrate instead of writing.
4. Give extra time to sit with the Lord, asking Him what needs to be added or changed to the charts. Erase and change as needed. Keep these handy to pull out and reference when restoration is needed.



LESSON FOUR

LOVE AND RESPECT

1 GOD'S WORD Team Spirit

GOD STATEMENT: God is our Helper
SCRIPTURE: Hebrews 13: 20-21

It's Football season in America! These teams spend countless hours going over plays and working out so that when the big game day arrives, they are ready to execute. Christians are called to do the same. In God's Word, Paul the Apostle consistently reminds readers to act with kindness. He understood believer's actions set them apart, built others up, and drew unbelievers to the Truth of new life. He wanted believers to be ready to operate with Love and Respect. It takes practice to become strong in compassion and right living. Let's look at a few plays in God's playbook.

Romans 14:16 challenges us to *"not let what you know is good be spoken of as evil."* **What is good?** God called His creation good before the fall, and Jesus came to purchase us back after the fall. Mankind is so valuable to God; therefore, when someone is talking bad about a person, don't participate.

Romans 12:16 gives instruction to *"live in harmony with one another. Do not be proud, but be willing to associate*

with people of low position. Do not be conceited." **Notice the focus is again outward and not lifting ourselves up. This is a difficult task.** It's easy to cut others down and think of yourself often.

In Hebrews 13:5-6, the writer encourages us with this reminder: God will never leave us, and He is our Helper. Isn't this a pick-me-up? By keeping our eyes on Jesus, we can accomplish these biblical plays and live a life of Love and Respect.

DISCUSSION

1. Read Hebrews 13:20-21.
2. How is God described in this passage, and what does the writer pray for us?
3. Do you find it difficult to be kind toward others? Does it help to know Jesus is ready to help and change your heart?

2 CREATE HALF TIME

Nothing feels more like Fall than a brisk walk complete with fallen acorns under foot and snuggling in a blanket watching your favorite team. Well, this Create has both! We'll call them half times.

First, gather in the kitchen and enjoy making your own delightfully cute acorn. While you work, picture how this tiny acorn grows into a big tree. Your words are very similar. **A respectful word can encourage someone** just like an unkind word can tear down. Let's choose words of Love and Respect this season and build others up.



Tiny Acorn

WHAT YOU'LL NEED

- Store-bought donut holes (gluten free if preferred)
- Melting chocolate
- Sprinkles
- Pretzel sticks broken in half
- Parchment paper

WHAT YOU'LL DO

1. Lay out parchment paper big enough to fit all the donut holes.
2. Pour sprinkles into a bowl.
3. Melt the chocolate in the microwave or stove.
4. Dip half of the donut hole in the melted chocolate.
5. Dip chocolate end of donut hole in sprinkles.
6. Stick a pretzel stick in the top of the "acorn" and lay on the parchment paper to cool.
7. Move to the second half time.

Cozy Blanket

For the second half time, embellish a blanket to remember you're on God's winning team. Each time you wrap up in this cozy blanket, may it prompt you to listen for directions from your Team Coach, Jesus.

WHAT YOU'LL NEED

- Fleece or wool throw for each family member (This can be a blanket already in the home, or fleece throws are often available for under \$5.)
- Iron and iron on patches of your choice

WHAT YOU'LL DO

1. Lay out all the patches for choosing.
2. Allow each member to choose one or more patches for their team blanket.
3. Most patches come with directions for iron on.
4. Help younger children with the hot iron.
5. Enjoy eating the tiny acorns while you take turns applying the patches to the corners of your blanket.



3 WORSHIP RESPONSE

Our Helper

As you grow in your love for God's children, the Lord may convict you of areas where His helping hand is needed. After making the yummy acorns, remind the group how delighted the Lord is with our kindness to others and how He desires us to keep growing. Read Hebrews 13:15-16 aloud as a confirmation. Now, spend a few moments with Him in worship.

WHAT YOU'LL NEED

- Timer

WHAT YOU'LL DO

1. Allow each person to find a comfortable place to sit with the Lord for the next ten minutes.
2. Encourage them to meditate on God's Word and simply listen for the Lord's direction.
3. You may choose to play instrumental music in the background. Ask the Lord to show you if it will be a distraction or a help.



BLESSING

Pleasant

SCRIPTURE: Psalm 19:14

BLESSING: (Child's name), May your words and the meditations of your heart be pleasing to the Lord. He greatly desires you to know Him and the overflow of His might love to be on display for others to see. May He use you to draw many to Himself, and may you have the blessing of closeness with Him.

LESSON FIVE

KNOWING

1 GOD'S WORD Peace of Mind

Does your family have a family calendar? Does your parent keep a monthly planner? Why? Knowing what is ahead can offer us peace of mind. We feel more secure when we know what to expect. Think back to the beginning of school. Was it a little unsettling the first day? Is it still unsettling now that you know what classes you have, or who your classmates are?

In God's Word, we often read about a personal conversation with the Lord. Remember Abraham negotiating with God about destroying Sodom and Gomorrah or Moses talking honestly with the Lord about "His people"? There is also the story when God sends Peter to the eunuch at just the right time. God is our good Father and gives us the precious gift of security by

GOD STATEMENT: God Knows

SCRIPTURE: Isaiah 46:8-13

confirming He knows. He knows all things, and here's the wild thing, we're given permission to ask questions because He wants to tell us too!

Jeremiah 33:3 says, "Call to Me and I will answer you and tell you great and unsearchable things you do not know." This week, rest in knowing God sees all. He loves you, and if you ask, He'll answer. This is so you might grown in your relationship with Him.

DISCUSSION

1. Read Isaiah 46:8-13 together.
2. What makes God different from other false gods?
3. How does knowing this give you confidence?

2 GAME TIME TREASURE HUNT

The Creator of the universe knows everything, including all about you! Psalm 139 says there is no where, we can hide from Him. This Game Time Treasure Hunt will help you remember how precious you are to God. First, we'll make fabric pumpkins to hide as our treasure and then have fun finding them like in the classic game of Hot or Cold.

TREASURE

WHAT YOU'LL NEED

- Fabric scraps
- Ball of batting
- Hot glue gun and sticks
- Real or faux dried pumpkin stems

WHAT YOU'LL DO

1. Form a ball of batting the size you'd like your pumpkin to be
2. Gather the fabric up around the ball of batting
3. Hot glue together in the center
4. Attach a dried stem at the top for a realistic look



HUNT

WHAT YOU'LL NEED

- Fabric pumpkins for treasure
- 1 or more persons to be the hider
- Treasure hunters

WHAT YOU'LL DO

1. Direct the treasure hunters into another room
2. Allow the hider or hiders to "hide" all the "treasure".
3. Invite all the hunters back into the room to search for treasure
4. If the hunters need help, they call out "help please".
5. The hider can then say "hot" or "cold" to help guide the hunters. Have fun hunting!

3 WORSHIP RESPONSE

Thankful Discovery

L5

When the Lord reveals knowledge, do we stop to thank Him? Luke 17:11-19 tells the story of a man who stopped, turned around, and worshiped the Lord in thanksgiving. Read the Luke story aloud then look at the chart below. Use it over the next few days during your personal Bible time to discover what happens when God gave the person knowledge about Himself. **What was the response?** After you read, make sure you thank Him for showing us great things.

DAY	SCRIPTURE	This Scripture tells us God Knows. How does God's knowledge bring the writer into relationship?
ONE	Psalms 139	
TWO	John 1:43-51	
THREE	John 4:1-30	
FOUR	1 Samuel 3	
FIVE	Revelation 2 :1-7	



4 BLESSING

Uniquely Created

SCRIPTURE: Psalm 139:1

BLESSING:(Child's name), Your Creator knows you personally. You are unique and hold wonderful things inside. May you call on the Lord to reveal your gifting, places of need, and may you stand in awe of His mighty work in you.

LESSON SIX

KNOWING

1 GOD'S WORD Named by God

GOD STATEMENT: God Uses Community
SCRIPTURE: Isaiah 43:1

The day you were born, you were given a name. This is very important! When someone wants your attention, they call your name. Your name goes at the top of school papers to show who did the work. The Bible also gives believers many names. **These titles help us know who we are in Christ.** Jesus has many names too, and often, they are in direct correlation with ours. These amazing names are not random but tell a story so we can understand our dependence on Christ and His ability to meet our every need. Check out a few name pairs below, then use them during Create.

DISCUSSION

1. Read the names below and discuss how they help us know Him more.

OUR NAME

- Apple of Your Eye - Psalm 17:8 —●—
- Believer - John 17:20 —●—
- Branch - John 15:5 —●—
- Bride - Revelation 19:7 —●—
- Flock of God - 1 Peter 5:2 —●—
- God's Field - 1 Corinthians 3:9 —●—
- Soldier - Ephesians 6:10-17 —●—

HIS NAME

- Creator of All - Colossians 1:16
- Messiah - Matthew 1:1
- True Vine - John 14:6
- Bridegroom - Matthew 9:15
- The Good Shepherd - John 10:9-11
- The Bread of Life - John 6:32
- Commander - Isaiah 55:4

2 CREATE LAPEL PIN PLEASE

Have you noticed politicians, famous people, or anyone in front of the camera wearing a lapel pin? These tiny tokens fastened to the front of a dress or jacket have big meaning. They show what country the person represents, or display where they volunteer or show support.

This tradition has been around for a long time! World War I warriors would often gift their loved one a unique war time pin as a reminder of their affection while away. Football players might wear a pin after winning a big game. **Whatever the reason, the act of wearing the pin makes a statement to those around.** Let's make a simple lapel pin to show who we serve. This may even create an opportunity to tell the good news you know about Jesus Christ.

WHAT YOU'LL NEED

- White Polymer clay, shrink paper, or wooden nickle
- You may choose to have one or a few options to make a variety of pins!

- Sharpies
- Modge Podge
- E6000 Craft Glue
- Pin fastener found in the jewelry section or craft isle

WHAT YOU'LL DO

1. If using Polymer clay, roll out thin and cut in desired pin shape.
2. Bake as directed and allow to cool.
3. Use Sharpie to write a name that stands out to you in God's Word. You may make one with your name and one with His name to pin together.
4. Modge Podge over the Sharpie.
5. Put a drop of E6000 glue on the back and press pin fastener into the glue.
6. Let dry then pin on a jacket or backpack!



3 WORSHIP RESPONSE

Show-and-Tell

In elementary school, it was an extra fun day when the teacher invited students to bring an item from home for class presentation. Classmates would look through all their treasured items and select something special to talk about. Other students even had an opportunity to ask questions. The whole experience was something to look forward to and understandably so. When an item or topic is interesting, it's natural to want to talk about it with others.

A new life in Christ is the most precious possession we can have. Why not give others a chance to ask questions of why it's so special, or how they "too" can have this precious gift? With all your lapel pins from Create assembled, use this Worship Response to take turns

showing each pin, and if comfortable, tell the reason for choosing a specific name.

WHAT YOU'LL DO

1. The youngest member goes first.
2. They pick another member and ask them " what does your pin mean?"
3. That person shares what's on their pin and why it was chosen.
4. Then they get to pick the next person.
5. Repeat until everyone has a chance to share.



4 BLESSING

Testify

SCRIPTURE: Acts 4:33

BLESSING: (Child's name), May God's grace be powerfully at work in your life. May you continue to testify about Jesus Christ because you know He has been raised from the dead and has given you a new name.

LESSON SEVEN

MODELING

1 GOD'S WORD True Entanglement

GOD STATEMENT: God Produces Real Fruit

SCRIPTURE: John 15:1-17

Does the word *quantum* sound familiar to you? Quantum physics and quantum computing are all the talk in the technology world. Developers are discovering fascinating things in this new frontier, such as quantum entanglement. Here's a quick breakdown. Traditional computers use bits, or 1 or 0 to represent "on" or "off". Quantum computers, however, use *qubits* that can be in multiple states *simultaneously* called superposition. This sets the stage for something new.

This new property is called *entanglement*, which occurs when two or more qubits become linked together. When this happens, the state of one qubit instantly influences the state of the other qubit, no matter how far apart they are. Difficult to understand? That's okay, we don't have to, and as believers in Jesus, **we already experience this mind-blowing ability!**

Last week, we talked about names. Remember John 15:5? Jesus tells us He is the True Vine and we are the branches and we can not bear fruit alone, only when we remain in Him. Jesus also modeled this for the disciples in John 5:19 when He "gave them this answer: "Very truly I tell you, the Son can do nothing by himself; he can do only what he sees his Father doing, because whatever the Father does the Son also does." **Quantum entanglement is a model of what happens between Jesus and the Father, and Christ and His Church.** With Christ, we have the true entanglement.

DISCUSSION

1. Christ modeled entanglement way before it was "discovered." What does this tell us about God?
2. Why is it so important to remain in Him?
3. Can you think of other times Jesus modeled connectivity with God?

2 GAME TIME MOVE IT!



WHAT YOU'LL NEED

- 6 ft. long string
- Table legs or two chairs approx. 6 ft. apart

WHAT YOU'LL DO

1. Tie one end of the string to the table or chair leg.
2. Pull the string tight and tie the opposite end of the string to the opposite table or chair leg.
3. Ask one person to lightly lay a finger on the string and keep their eyes closed.

4. Have a second person lightly tap the string on the opposite end.
5. Did the person with their eyes closed feel the tap? Switch up partners so everyone can try.

Were you able to feel the string move every time it was tapped? Isn't it interesting how the tap always affected the opposite end of the string? This week let's meditate on God's Word and ask Jesus to help us follow His model.

3 WORSHIP RESPONSE

Every Breath I Take

Does it make you stand in awe to realize the greatest computing discovery of man is nothing new for God? He is surely the wisest of all, and we can celebrate His goodness to model the way to real life.

This week, get a little silly in Worship Response. God loves celebration!

WHAT YOU'LL NEED

- TV with YouTube access



WHAT YOU'LL DO

1. Scan the QR code and screen cast this oldie but goody song "Every Move I make" to your TV.
2. Watch the dance moves for the song and try to learn them.
3. Divide into teams and have a fun dance off!

4 BLESSING

Watch Him

SCRIPTURE: John 5:19

BLESSING: (Child's name), may you remain in Jesus and watch Him all your days. May you learn to hear His voice and do what He asks. He dearly loves you and wants to produce much fruit through you.



LESSON EIGHT

MODELING

1 GOD'S WORD Make More Models

GOD STATEMENT: Jesus is our Example

SCRIPTURE: 1 Thessalonians 2:7-12

After his conversion, the Apostol Paul lived with his eyes on Jesus. He was a focused follower chosen by God to show the Gentiles the way to salvation. He labored day after day and year after year to model Christian life, but Paul knew this commitment had to be passed on. He earnestly encouraged others watch him and to become examples themselves.

In 1 Thessalonians 2:7-12, Paul recounts his loving actions and implores the readers to live a life worthy of God. In this same book, he asks them to be imitators of himself and the Lord. They must have accepted the challenge because the Gospel is still being preached and modeled to this day! **The question now becomes, will our generation live live's worthy of God and show others how to do the same?**

DISCUSSION

1. Since you are a model to others, what do you want them to see in you?
2. Pause and think, who might be watching you?

2 CREATE SILHOUETTES

Moms and dad's may remember making cool silhouettes as a kid. A silhouette is a filled-in side profile of a person. This week's Create make a life size outline of each person to cut out and hang in their room. It will serve as a reminder that we are a models for others. When you see your beautiful silhouette, pray and ask Jesus to teach you how to be a Christ-like model.

WHAT YOU'LL NEED


- Black poster for each person
- White chalk or pencil
- Lamp
- Tape and scissors

WHAT YOU'LL DO

1. Scan the QR code to watch a simple example.



2. Tape one poster at chair height on a flat wall.
3. Have one person sit in a chair sideways in front of the poster.
4. Shine the lamp directly at the person so their shadow is displayed on the poster.
5. Have a second person trace the shadow.
6. Turn off the lamp and take the poster off the wall.
7. Cut out the silhouette outline to reveal the beautiful profile.
8. Take turns until each person has a silhouette to hang in their room.



3 WORSHIP RESPONSE

Prayer Circle

We have an assignment to live worthy lives. Jesus knew we would need Him and others to be able to have victory in this task. In John 17, Jesus prays for us to have unity with the Trinity and the Church.


"My prayer is not for them alone. I pray also for those who will believe in me through their message, that all of them may be one, Father, just as you are in me and I am in you. May they also be in us so that the world may believe that you have sent me. I have given them the glory that you gave me, that they may be one as we are one—I in them and you in me—so that they may be brought to complete unity. Then the world will know that you sent me and have loved them even as you have loved me" (John 17: 20-23).

For Worship Response, lay out the big silhouettes in a large circle. Have each person stand in front of a different members outline. Take time to pray for the image to be a strong model. Pray they will continue to grow in Christ and will seek to be brought to complete unity.



Bonus Fun

Parents, scan the QR code to the right and watch an easy way to make smaller silhouettes. These are fun to frame and give as gifts in the upcoming months.



4 BLESSING

Your Path

SCRIPTURE: Psalm 25:4

BLESSING: (Child's name), **May the Lord teach you His path and show you His ways.** May you delight in modeling the Good News and aim to pray for others along the way.

10 ENVIRONMENTS

The order of the 10 Environments listed coincides with the monthly distribution of this resource.

1 STORYTELLING

"God has a big story, and I can be a part of it!"

The power of The Big God Story impacts our lives by giving us an accurate and awe-inspiring perspective into how God has been moving throughout history. It is the story of redemption, salvation and hope and tells how I have been grafted into it by grace. It further compels us to see how God is using every person's life and is creating a unique story that deserves to be told for God's glory.

2 IDENTITY

"I belong to God, and He loves me!"

This environment highlights who we are in Christ. According to Ephesians 1, we have been chosen, adopted, redeemed, sealed, and given an inheritance in Christ all of which we did nothing to earn. This conviction allows children to stand firm against the destructive counter-identities the world will offer.

3 FAITH COMMUNITY

"God's family cares for each other and worships God together."

God designed us to live in community and to experience Him in ways that can only happen in proximity to one another. The faith community serves to create an environment to equip and disciple parents, to celebrate God's faithfulness, and to bring a richness of worship through tradition and rituals, which offer children an identity. Our love for each other reflects the love we have received from God.

4 SERVING

"Asks the question, 'What needs to be done?'"

This posture of the heart asks the question, "What needs to be done?" It allows the Holy Spirit to cultivate a sensitivity to others and focuses on a cause bigger than one individual life. It helps fulfill the mandate that as Christ-followers we are to view our lives as living sacrifices that we generously give away!

5 OUT OF THE COMFORT ZONE

"God transforms me when I step out in faith."

As children and students are challenged to step out of their comfort zone from an early age, they learn to experience a dependence on the Holy Spirit to equip and strengthen them beyond their natural abilities and desires. We believe this environment will cultivate a generation that, instead of seeking comfort, seeks a radical life of faith in Christ.

6 RESPONSIBILITY

"God has entrusted me with the things and people He created around me."

This environment captures the ability to take ownership for one's life, gifts, and resources before God. A child must be challenged to take responsibility for his or her brothers and sisters in Christ, as well as for those who are spiritually lost. Our hope is that the Holy Spirit will use this environment to allow each child to understand that God has entrusted His world to us.

7 COURSE CORRECTION

"When I get off track, God offers me a path of healing."

This environment flows out of Hebrews 12:11-13 and is the direct opposite of punishment. Instead, biblical discipline for a child encompasses a season of pain, the building up in love, and a vision of a corrected path for the individual with the purpose of healing at its core.

8 LOVE AND RESPECT

"God fills me with His love so I can give it away."

Without love, our faith becomes futile. This environment recognizes that children need an environment of love and respect in order to be free to both receive and give God's grace. Innate to this environment is the value that children are respected because they embody the image of God. We must speak to them, not at them, and we must commit to an environment where love and acceptance are never withheld due to one's behavior.

9 KNOWING

"God knows me, and I can know Him."

Nothing could be more important than knowing and being known by God. We live in a world that denies absolute truth, and yet God's Word offers just that. As we create an environment that upholds and displays God's truth, we give children a foundation based on knowing God, knowing His Word, and a relationship with Him through Christ. God is holy, mighty, and awesome, and yet He has chosen to make Himself known to us!

10 MODELING

"I see Christ in others, and they can see Him in me."

Biblical content needs a practical living expression in order for it to be spiritually impacting. This environment serves as a hands-on example of what it means for children to put their faith into action. Modeling puts flesh on faith and reminds us that others are watching to see if we live what we believe.

October
FAMILY TIME VERSE

He has shown you,
O mortal,

what is good.

— & —

what does the Lord

require of you?

To act justly

& To love mercy

To walk humbly

with your God.

Micah 6:8

HomeFront



September
FAMILY TIME VERSE

Trust in the Lord
with all



and lean not on your own
UNDERSTANDING;
in all your ways submit to him,
and **HE** will make your paths
STRAIGHT.

Proverbs 3:5-6

HomeFront

