

HomeFront

a spiritual parenting resource

THE GREAT Adventure

FAITH COMMUNITY

"God's family cares for each other and worships God together."

SERVING

"Asks the question, 'What needs to be done?'"

OUT OF THE COMFORT ZONE

"God transforms me when I step out in faith."

RESPONSIBILITY

"God has entrusted me with the things and people He created around me."



HOMEFRONTMAG.COM





A Note From Michelle

As a child, I couldn't wait for summer to arrive. These months were marked by long days of playing outside until the streetlights came on, camping trips with extended family, playing in the backyard with my neighborhood friends in the sprinklers or swimming pool, and more time to be with my parents and sister making memories.

Childhood memories run deep, and they leave an impression on us.

Moses tells us in Deuteronomy 6:6-7, "These commandments that I give you today are to be on your hearts. Impress them on your children. Talk about them when you sit at home and when you walk along the road, when you lie down and when you get up." There is a natural rhythm to sharing our faith with our children. It is the "as you go" kind of learning and loving.

Purpose in your heart and mind that this will be a summer to make "faith impressions" on your children. In this edition of HomeFront, you will find opportunities to engage in the environments of **FAITH COMMUNITY, SERVING, OUT OF THE COMFORT ZONE,** and **RESPONSIBILITY.** Each of these environments allows you to put God on display in your home and life.

Gather your faith community of family and spiritual family to spend time in conversation, games, and sharing a meal.

Plan an opportunity this summer to sacrificially serve someone in your faith community or neighborhood. In doing so, you will often be taken out of your comfort zone, and when we do this, we learn how to fully depend on God's Spirit to empower us. Lastly, enter fully into the responsibility that God has entrusted to each of us to be His ambassadors of the Good News! We are living testaments of His love and grace to others. Practice these things this summer for the good of your child's faith and for the glory of God!

Dr. Michelle Anthony is the Sr. Executive Pastor of Family Ministries at New Life Church in Colorado Springs, CO and Director of The Initiative for Faith and Family. Michelle has graduate degrees in Christian education, theology, and leadership and more than 30 years of church ministry experience as a children's and family pastor. She is also the author of Spiritual Parenting, The Big God Story, Becoming a Spiritually Healthy Family, and 7 Family Ministry Essentials. Michelle loves spending time with her husband, adult children, and her adorable grandchildren who make faith come alive each day!



Discipleship Steps at New Life Church

Parents are the spiritual nurturers of their children's faith and are the main disciplers in their lives. We are committed to engaging, empowering, and resourcing our parents and families to succeed in their God-given role. Time and resources make this role challenging in our busy world. At New Life Church, we have created a clear path of discipleship for our parents with convenient times and locations. We hope to see you there!

PARENT ORIENTATION A first step toward engaging in our ministry. Hear philosophy, meet staff, and learn how to be involved.

SPIRITUAL PARENTING A six-week class that dives deep into what God's Word says about parenting.

HOMEFRONT MAGAZINE A magazine designed to aid in successful community groups or family nights for your own family.

FAMILY NIGHTS/COMMUNITY GROUPS Families meeting in homes to do life together (as individual families or combined with other families) and grow in their relationships with God and each other.

PARENT DISCIPLESHIP RESOURCES/EVENTS Throughout the year, we offer special courses and events tailored toward inspiring, equipping, and supporting you as you nurture your children's faith.

How to Use This Resource

We believe parents and grandparents are the primary nurturers of their children's and grandchildren's faith, and we want to inspire, equip, and support you in that endeavor.

Individual Family Nights or Community Groups (which participate in Family Nights together with other families) are an opportunity for you to gather with several other families who are in similar life circumstances and grow together. Your Community Group will gather for eight weeks each semester (Fall, Spring, and Summer). This is a time for you to share a meal, learn more about God, engage with each other, and bless your children. *HomeFront* is the curriculum for our Community Groups, and each volume contains a full semester's worth of gatherings.

You can still access previous editions of *HomeFront* magazine at homefrontmag.com. If you would like more information about Community Groups, or would like to sign up for a group near you, email parents@newlifechurch.org. Thank you for investing in the spiritual health of your family. We hope this magazine will serve as a practical guide for you as you seek to establish a spiritually-rich environment in your home.



Spiritual Parenting

It is our prayer that homes and churches would create environments for children to live in so their faith will grow in a community of common language and practice. To learn more about creating environments that can ignite a transforming faith in your family, we suggest you read:

SPIRITUAL PARENTING:
An Awakening for Today's Families

BY MICHELLE ANTHONY
© 2010 DAVID C COOK



A Successful Start

Feeling prepared and ready can increase the quality of your Family Night or Community Group. Flip to the next page to find a supply list and the last page to find both FAMILY TIME Verses. The verses are designed to be cut off the magazine and framed or displayed in high traffic areas of your home. Scan the QR codes in the issue to watch helpful videos and hear our personalized Scripture song on Spotify or YouTube. Simply flip the cut out page before lesson five and enjoy "hiding His Word in your hearts" together.

CONTENTS

HELPING YOU HAVE A SUCCESSFUL
FAMILY NIGHT/COMMUNITY GROUP

LESSONS

Issue Ten

FAITH COMMUNITY

6

LESSON ONE

- Adventure Awaits
- Gather Together
- Faith in Action
- A New Command

8

LESSON TWO

- 12 Baskets Full
- Pitcher Up
- An Invitation
- Delight

10

LESSON THREE

- Not Done Yet
- Service Race
- A Purposeful Walk
- Mindset of Christ

12

LESSON FOUR

- Serving: Super Me
- Shield of Faith
- Be Still
- Courage

OUT OF THE COMFORT ZONE

14

LESSON FIVE

- Upside Down
- Convo Time
- Sing to the Lord
- He is Able

16

LESSON SIX

- Mighty to Save
- Through the Water
- Celebrate
- Your Salvation

18

LESSON SEVEN

- The Foreigner
- Looking to Help
- Actions and Truth
- Blessed

20

LESSON EIGHT

- Restoration
- Ambassador Line
- In Your Heart
- Go Tell

RESPONSIBILITY

SERVING

OUR MISSION

INSPIRE

parents with ideas to create fun, spiritually forming times in the normal rhythm of everyday life.

EQUIP

parents to become the spiritual leaders of God's truth in their own households.

SUPPORT

families to engage their communities and change the culture around them.

DID YOU KNOW?

Each lesson helps you lead your family through four sections.

1 GODS WORD:

Spending time together in God's Word is a powerful way for your kids to learn who God is while instilling a love for the Bible from an early age. Take some time to read the passage above together and then read and answer the questions in the following devotional.

2 CREATE or GAME TIME:

Sometimes the best conversations happen around creating or playing together. Don't forget to make this time engaging and purposeful.

3 WORSHIP RESPONSE:

Worship Response is a time to respond in a posture and attitude of worship toward God. There are many ways we can actively give our worship to God.

4 BLESS:

A blessing can be a prayer of commission, a Bible passage, or words of encouragement. Blessings can be spoken over a child for the purpose of declaring God's protection, joy, and wisdom over him.

RESOURCE

THINKING AHEAD

Let's make a plan and set your family up for a successful and less stressful family night or homegroup. Consider gathering all the materials needed for the next four environments, place them in a tote, and be ready to pull them out for the evening!

Faith Community

WHAT YOU'LL NEED

- Small sticks from outside
- One Dollar Store 8.5 x 11 frame with glass per family
- Hot glue gun and plenty of glue sticks
- Pen and paper
- Dry erase marker
- Empty basket for each team
- Balled up scrap paper (at least 24 balls)
- Colorful paper plates
- Scissors
- Glue sticks
- Hole puncher
- String

Out of the Comfort Zone

WHAT YOU'LL NEED

- Heavy clear plastic sheeting
- Scissors
- Stakes
- Duct tape
- Hammer
- Outdoor space and water sprinkler
- Celebration gear from around the house like pom poms, inexpensive party poppers, or cow bell

Serving

WHAT YOU'LL NEED

- Serving tray
- Five or more paper cups $\frac{3}{4}$ full of water
- Pitcher full of water
- Timer
- Blender
- Ice cube tray
- 4 cups of sweet watermelon
- 1 tbsp lime juice
- 1 tbsp lemonade plus extra for actual drink
- 2 tbsp sugar

Responsibility

WHAT YOU'LL NEED

- White paper (1/person)
- Glue stick
- Paper Cups (1/person)
- Toothpicks (1/person)
- Long string per pair
- Scissors

EXTRA FUN

Look for these seven icons scattered in this issue. Can you find them?



LESSON ONE

FAITH COMMUNITY

1 GOD'S WORD Adventure Awaits

GOD STATEMENT: God Uses Community
SCRIPTURE: Colossians 4:2-6

The New Testament introduces Paul as a young pharisee who believed persecuting followers of Jesus Christ is what God wanted. One day, Paul's world turned upside down. Jesus appeared to him and offered the opportunity to trade in his religious robes for adventure clothes! **Paul was all in.**

For the next thirty years, he lived a life on mission, full of wild adventure. He became a church planter, mentor, and encourager to churches scattered all around the Mediterranean Sea. Toward the end of his missionary life, Paul sat in a Roman prison thinking of his FAITH COMMUNITY in Colossi. Read Colossians 4:2-6 and use the discussion questions below to discover what this faithful man in bondage wanted to tell those he loves.

DISCUSSION

1. What are the requests Paul makes of the church?
2. How do these requests remind us to rely on our FAITH COMMUNITY?
3. Why do you think he wrote about acting wisely in how they acted toward outsiders?
4. How does your FAITH COMMUNITY act toward the lost world?

2 CREATE Gather Together

WHAT YOU'LL NEED

- Outdoor space with small sticks
- One Dollar Store 8.5 x 11 frame with glass per family
- Hot glue gun and plenty of glue sticks.

WHAT YOU'LL DO

1. Have one or two adults team up with kids as the stick scavengers, and designate one or two adults as hot glue handlers.
2. Challenge the scavengers to gather enough small sticks to glue around the frame edge and bring them back to the handlers.
3. Cheer the handlers on as they glue the sticks around the edge of the frame.
4. Admire your Faith Community Frame and keep for Worship Response!

TWIST

- If your community group meets at night, consider gathering the sticks ahead and placing them indoors as a scavenger hunt.
- If your yard doesn't have sticks, plan ahead and visit a park to find these little treasures. Hide them outside or inside before group.
- If your crew is competitive, set a timer and let the teams race to find the sticks and the handlers to glue them on. Be sure to cheer and tell the other team great job!



3 WORSHIP RESPONSE

Faith in Action

Paul was focused on sharing the Gospel message with as many as possible, and he didn't try to do it alone. He encouraged other believers to work together and impact the unbelieving world for Christ. We can do that too. What if your community group put this discovery into action by hosting a block party to meet and reach others?

The next four lessons will help guide your group in planning a neighborhood block party. Let's spend time in this Worship Response devoted to prayer, watching where the Lord leads and being thankful for His direction. Get ready for adventure!

WHAT YOU'LL NEED

- Pen and paper
- The empty picture frame from Create
- Dry erase marker

WHAT YOU'LL DO

1. Begin with prayer. Ask the Lord for His direction and thoughts concerning a possible neighborhood outreach. Ask Him to bring to mind details that need planning in advance.
2. Use the planning checklist for inspiration as you dream about the event.
3. Write your to-do list on paper and place inside the empty frame and place in a visible place.
4. Check off completed tasks with the dry erase marker to make sure your group is ready.

PLANNING CHECKLIST



LOGISTICS

Location address
Start and end time
Date and rain date (consider a day after completion of lesson five)

AHEAD OF EVENT

Create an invitation (lesson two)
City permit (if street closure is needed)

Need more inspiration? Parents can do a quick "host a block party" search and find so many fun ideas for your Worship filled dreaming session!

EVENT DETAILS

Food and drinks
Paper goods
Activities/music
Set up
Clean up
Trash
Safety plan
Restroom arrangements

4 BLESSING

A New Command

SCRIPTURE: John 13:34

BLESSING: (Child's name), may you find joy in loving others. This is not always easy, but Jesus wants you to love others so the unbelieving world may know our FAITH COMMUNITY is different and special. May you grow in your knowledge of what true love is.

LESSON TWO

FAITH COMMUNITY

1 GOD'S WORD 12 Baskets Full

In the environment of FAITH COMMUNITY, we often remember this phrase:

"Our love for each other reflects the love we have received from God."

Have you ever wondered who our love reflects to? Maybe this radiant glow draws others to Christ, and this was the heart lesson Jesus taught the twelve disciples when feeding the five thousand. **Pause to read Luke 9:12.**

It was the end of the day. Everyone was hungry and the disciples began to problem solve in a normal manner. Send the people away. Let them take care of their own problem. This was just expected. But Jesus took the opportunity to lead this small FAITH COMMUNITY on a new adventure of caring for others when it's not easy. Whew! Talk about a curve ball! Jesus invited His followers to join Him in meeting the need,. **He is the same today.** Will you join Him in His miraculous work?

GOD STATEMENT: Jesus Invites Us
SCRIPTURE: Luke 9:12-17

Read Luke 9:12-17 and use the discussion questions to dig up a beautiful Truth treasure.

DISCUSSION

1. Who did Jesus ask to feed the huge, hungry crowd?
2. Do you think the disciples were surprised and confused about how to feed the people?
3. How did they try to feed them?
4. How did Jesus respond?
5. Do you trust Jesus to provide for your FAITH COMMUNITY to serve others?

2 GAME TIME Pitcher Up!

"They all ate and were satisfied, and the disciples picked up twelve basket fulls of broken pieces that were left over."

Think of that! After the disciples accepted the invitation and participated in their leader's work, they were satisfied to overflowing. Let's play a game that helps us remember the fullness of the LORD.

WHAT YOU'LL NEED

- Two teams of at least two players each
- Empty basket for each team
- Balled up scrap paper (at least 12 balls per team)

WHAT YOU'LL DO

1. Divide into two teams.
2. Establish a pitcher's mound and a catcher's mark at least 10 feet apart (more for a challenge).

3. At the same time, have both pitchers throw the paper balls toward their catcher.
4. Catchers try to catch the ball and fill their baskets.
5. The team with the most balls wins!



3 WORSHIP RESPONSE An Invitation

This week, let's thank Jesus for inviting our FAITH COMMUNITY to join Him. Allow any who would like to speak their thankful praise outloud. If your group is planning a neighborhood block party, spend time making the invitations during Worship Response.

WHAT YOU'LL NEED

- Colorful paper plates (enough for all the households you plan to invite)
- Printed invitation
- Scissors
- Glue sticks
- Hole puncher
- String

WHAT YOU'LL DO

1. Consider printing invitations before your group. Invitations can be approximately 4in x 5in or four to a page.
2. Let your children cut out the invitations and glue one invitation to the center of each plate.
3. Punch two holes at the top of each plate.
4. Cut 12-inch sections of string and run through the two holes.
5. Tie string at top to make a loop that will hang on door knobs.
6. Divide the plates between homegroup members to keep and pray over. Bring to next group meeting.

4 BLESSING Delight

A blessing can be a prayer of commission, a Bible passage, or words of encouragement.

Blessings can be spoken over a child for the purpose of declaring God's protection, joy, and wisdom over her.

SCRIPTURE: Psalm 37:4

BLESSING: (Child's name), may you be satisfied in the Lord. He is completely filling and good. May the overflow of His love spill into those you live with in community. You are His treasured and special creation.

Sample Invitation

Friday, July 17th

MEET ON THE FRONT LAWN OF HOUSE
111 POWER RD.

6pm-9pm

BRING A LAWN CHAIR AND
ENJOY HOT DOGS AND
WATERMELON SLUSHES!

GAMES & COMMUNITY!



LESSON THREE

SERVING

1 GOD'S WORD Not Done Yet

GOD STATEMENT: Jesus Freely Serves

SCRIPTURE: Galatians 5:13

Donita was retired. She had worked for decades as an elementary school teacher and was now excited to start a new chapter in life. Working on old furniture, riding her bike, spending time with the grandkids. These were things she was ready to enjoy. But as her dreamy list was written, the Lord gently asked her to remember to keep serving Him.

Instead of growing selfish with free time, she was humbled the Lord still wanted her to partner with Him! "Yes Lord", she eagerly answered. Soon after, she was invited to teach an Afghan woman how to read and write English. This precious lady served a false god, and Donita knew it was important to bring the light of Christ to the family.

Each week they faithfully met to learn new letters and practice speaking, and one day, she may ask Donita "Why do you help me?" Donita is ready to give the reason for her hope, Jesus! **Paul reminds us of this truth in Galatians 5:13.**

"You, my brothers and sisters, were called to be free. But do not use your freedom to indulge the flesh; rather, serve one another humbly in love."

What a great adventure we're on when we follow where the Lord leads us.

DISCUSSION

1. What does it mean to indulge the flesh?
2. Why do you think God warns us not to become selfish?
3. Is the Lord showing you a way to serve others?



2 GAME TIME Service Race

WHAT YOU'LL NEED

- Outdoor space
- Starting line and turn around at least 20 ft. apart
- Runners and servers
- Serving tray
- Five or more plastic cups $\frac{3}{4}$ full of water
- Pitcher full of water
- Timer

WHAT YOU'LL DO

1. All players are runners except one, who will be the server.
2. Runners line up at the starting line.
3. Set a timer for an amount of time players think they can beat.
4. Place five cups of water on the tray, and tell the first player to run when the timer starts from the start line to the turn around holding the tray of water.
5. Player must try not to spill the water cups, but if they do, the server runs to fill the spilled cup.
6. The server then switches places with the runner, becoming the new runner. The original runner is now the server.
7. Try to have all runners complete the race before the time runs out.

3 WORSHIP RESPONSE

A Purposeful Walk

L3

Summertime is a perfect time to take a walk. Gather your group and head out into the neighborhood with purpose. On this walk, pray over the houses you pass. If your group is hosting a block party, hang one of the invitations made last meeting on the front door of each home. When you return, enjoy the prepared-ahead-of-time watermelon slush to remind you the Lord is good. Serving others can be exciting and delightful.

WHAT YOU'LL NEED

- Blender
- Ice cube tray
- 4 cups of sweet watermelon
- 1 tbsp lime juice
- 1 tbsp lemonade plus extra for actual drink
- 2 tbsp sugar

DAY BEFORE YOUR WALK

1. Combine all ingredients in a blender and blend until smooth.
2. Pour juice into ice cube trays and freeze overnight.

WHAT YOU'LL DO

3. When ready, place 4 frozen cubes into each glass with a splash of lemonade and slightly thaw.
4. Stir the drink with the mixture is slightly slushy.
5. Serve immediately.



4 BLESSING

Mindset of Christ

A blessing can be a prayer of commission, a Bible passage, or words of encouragement. Blessings can be spoken over a child for the purpose of declaring God's protection, joy, and wisdom over her.

SCRIPTURE: Philippians 2:3-5

BLESSING:(Child's name), may you take joy in serving others and make it your heart's desire to have the mindset of Christ. He loves us and gave His life for us. May you be available to follow His leading all your life.

LESSON FOUR

SERVING

1 GOD'S WORD Serving: Super ME

GOD STATEMENT: Christ Sustains Me

SCRIPTURE: Isaiah 40:28-31

Have you ever seen a superhero movie? I know of very few people who didn't want to be a superhero when they were little. Always coming in the nick of time to save the day, sacrificing themselves to rescue the citizens, and beating the super villain. Superheroes are servants to the people. As we get older, we start accumulating more responsibilities. It is all we can do sometimes to finish our own workload, let alone volunteer to help others. If we don't take a break at times, we can become overwhelmed, overly tired, and burnt out.

Burnout happens when we are constantly working, stressed, and busy without any downtime. The results of burnout are extreme exhaustion, being irritable, lack of motivation, and lack of productivity. This can, of course, cause issues at home, work, and/or school. We may not be mighty superheroes, but we serve a mighty God who is super. He is willing to take our anxiety and stress upon Himself if we give it to Him. Philippians 4:6-7 says, ***"Do not be anxious about anything, but in every situation, by prayer and petition, with thanksgiving, present your requests to God. And the peace of God, which transcends all understanding, will guard your hearts and your minds in Christ Jesus."***

To avoid burnout, we must nurture our connection with God and allow God to work through us and sustain us. We can do this by having a regular devotional time. Isaiah 40:28-31 says, ***"Do you not know? Have you not heard? The Lord is the everlasting God, the Creator of the ends of the earth. He will not grow tired or weary, and his understanding no one can fathom. He gives strength to the weary and increases the power of the weak. Even youths grow tired and weary, and young men stumble and fall; but those who hope in the Lord will renew their strength. They will soar on wings like eagles; they will run and not grow weary, they will walk and not be faint."***

Another way to avoid burnout is to fuel your body as well as your mind, and take some downtime to do what you love. Get out and take a walk and enjoy God's creation. Draw, color, or paint a picture of your favorite things. Craft or spend some time doing your favorite hobby. Taking an hour out of your day to get your body moving or spending time doing

something you love is a great way to refresh your mind and renew your spirit. And remember, ***"The Lord himself goes before you and will be with you; he will never leave you nor forsake you. Do not be afraid; do not be discouraged."*** Deuteronomy 31:8

DISCUSSION:

1. Who is your favorite superhero? Can you see some Christ-like traits in your favorite superhero?
2. What are some things you do or can do to serve others?
3. What are some things you like to do to help avoid burnout?

2 CREATE Superhero Shield of Faith

WHAT YOU'LL NEED

- Pencil
- Cardboard or paper plate
- Scissors
- Aluminum foil
- Crayons
- Tape or glue

Scripture: Ephesians 6:16

Pray: Lord, let us be strong in your mighty power and put on the full armor of God. Our struggle is not against flesh and blood, but against the spiritual forces of evil in the spiritual realms. Let us be equipped with the full armor of God and the shield of faith to extinguish the flaming arrows of the evil one.

WHAT YOU'LL DO

1. Use the pencil to trace or sketch the shape of your shield; it can be as big as you like. If cardboard is unavailable, feel free to use a paper plate.
2. Use tape or glue to adhere foil to your shield cut out.
3. Use the crayons to decorate your shield of faith.
4. Cut out a strip of cardboard and adhere to the back of your shield (now you have a handle).
5. Have fun!

3 WORSHIP RESPONSE

Be Still

L4

Read: Psalm 46:10

WHAT YOU'LL NEED

- Bible
- Pillows
- Blankets
- Chairs (dining room chairs work best)
- Heavy books



Pray: Lord, help me to be still and know that You are God. Help me take time out for myself and let You renew my spirit and soul. You are good and You are God.

WHAT YOU'LL DO

Every superhero needs a secret fortress! This can be used for quiet time, devotionals, and/or defeating the forces of evil as a family. You can make yours out of blankets and pillows.

1. Set up four chairs in a square with the backs of the chairs facing inward.
2. Weigh the chairs down by putting the heavy books on the seat of the chairs.
3. Drape the blankets over the chairs.
4. Add furniture and blankets as you like to expand your family fortress.
5. Add pillows inside the fort to keep it comfy and decorate as desired.
6. Spend time with your family in prayer, and discuss how you can put on the armor of God in Ephesians 6: 10-17.

4 BLESSING

Courage

A blessing can be a prayer of commission, a Bible passage, or words of encouragement. Blessings can be spoken over a child for the purpose of declaring God's protection, joy, and wisdom over her.

SCRIPTURE: Deuteronomy 31:8

BLESSING: (Child's Name), may the Lord go before you and be with you, may He never leave you nor forsake you. May you not be afraid or discouraged.



LESSON FIVE

OUT OF THE COMFORT ZONE

1 GOD'S WORD Upside Down

GOD STATEMENT: Gods Ways Are Best

SCRIPTURE: Acts 10:9-16

Sometimes, God asks us to do unusual things that call us out of our comfort zone. One day, Matt was on vacation and taking the elevator down to the lobby when he sensed the Lord asking him to do a handstand in the elevator! "How silly, God," Matt thought. But the Lord kept asking him to do it in obedience. **So Matt, who could hold a great handstand, flipped upside down for the rest of the ride.** When the electric doors slid open, a man stood on the other side. His jaw dropped. This man was talking to God and sarcastically told Him the only way he'd believe is if the elevator doors opened and someone was in a handstand! Matt's obedience to make himself vulnerable led to another man's belief in Jesus.

This is not a new story. In fact, we read about another odd story in Acts 10:9-16. Read the account outloud as a family. If you have time, finish out the chapter to see how Peter's obedience led to others believing in Christ.

DISCUSSION

1. In both stories, why do you think God asked these men to step out in faith?
2. Has God asked you to step out in faith before?
3. How did it grow your relationship with Him?

2 GAME TIME Convo Time

If your group is hosting a block party, this may be the week of the event. It will take stepping out in faith to meet new friends and learn more about your neighbors. It's important to remember, as the party takes place, not to huddle together with people you are comfortable with, but to be actively listening for the Holy Spirit to guide you to others.

One of the scariest things about meeting new people is starting a conversation and steering it toward a spiritual discussion. **Practice can help ease those fears!** Even if you're not hosting a block party, this is a great opportunity to sharpen your faith, and this game time is a fun way to get the convo juices flowing!

BEFORE YOU START

- Scan the QR code to watch a short video by Sean McDowell.

WHAT YOU'LL NEED

- Background music and a DJ to press play and pause.

WHAT YOU'LL DO

1. Divide into two teams. Team Host Group (HG) and team neighbors.
2. Have the DJ start the music, and teams walk around mixing up.
3. When the DJ pauses the music, they will also call out a name from team HG.
4. That member then practices asking a player from team neighbor one of the four questions from the video. Listen as the neighbor answers.
5. Then repeat steps 1-4 until all team members have an opportunity to practice.
6. Have fun and be ready to step out of your comfort zone!



3 WORSHIP RESPONSE

Sing to the Lord

L5

Last meeting we talked about the armor of God. This is His wonderful gift to equip us for good work. Singing to the Lord together can also posture our hearts in worship before the one true God. Let's enjoy simply singing as a group for this worship time. Scan the QR code to listen to a song, or invite a group member to play guitar. As you head out on adventure this week, remember He keeps you!



4 BLESSING

He is Able

A blessing can be a prayer of commission, a Bible passage, or words of encouragement. Blessings can be spoken over a child for the purpose of declaring God's protection, joy, and wisdom over her.

SCRIPTURE: Jude 24-25

BLESSING:(Child's name), when it is hard to step out in faith, may you remember Jesus Christ our Lord is able to keep us. He will carry you through the unknown times. You are safe in His hands, and so you are able to follow Him in the great adventure.

LESSON SIX

OUT OF THE COMFORT ZONE

1 GOD'S WORD Mighty to Save


The best adventures are ones you weren't completely sure you could actually do. Did you climb a mountain, or run a marathon, skydive, or camp out ALL NIGHT? Take a moment to share a past adventure where the Lord helped you overcome a fear or big obstacle. It's great to look back and remember how the Lord takes us places we never thought possible.

That's exactly what happened to the Israelite nation as they left Egypt. They had seen how mighty God was when He sent the Egyptian plagues, but they experienced Him fighting for them as they faced the Red Sea. Either way their turn was certain death. God could have saved His people by building a high wall, or simply scattering the Egyptian army. Instead, **He took the Hebrew people on a great adventure, THROUGH the water, OUT OF THE COMFORT ZONE.**

GOD STATEMENT: God is Warrior

SCRIPTURE: Exodus 14

Scan the QR code and choose Exodus 14 from the drop down arrow to listen to the biblical account.



DISCUSSION

1. What does Exodus 14:14 tell us?
2. How did the Lord fight for Israel?
3. What does this tell you about God?




2 GAME TIME

Through the Water

When it's hot outside, there's nothing better than cold water! Let's build an epic Slip-and-slide to help cool down and remember how faithful God was to lead the Israelites through the water! Consider doing Worship Response before Game Time this week.

WHAT YOU'LL NEED

- Clear plastic sheeting
- Scissors
- Stakes
- Duct tape
- Hammer
- Outdoor space and water sprinkler



WHAT YOU'LL DO DAY BEFORE

1. Check out the how-to video and make the slide ahead of time.
2. Have a splash!

3 WORSHIP RESPONSE

Celebrate!

After the Israelites crossed the sea on dry land, they celebrated what the Lord had done! They sang, played timbrels and danced. Joy comes after walking with the Lord through difficult times. If you hosted a block party last week, how did God show up? What are some praises? Shall we celebrate what He has done?

WHAT YOU'LL NEED

- Enough celebration gear for each member.
- Gear can be anything you have around the house like pom poms, inexpensive party poppers, or a cow bell.

WHAT YOU'LL DO

1. Place items in a pile
2. Circle up around the celebration pile.
3. Allow each member to choose an item.
4. Take turns going around your celebration circle giving praise to God. "He is The Mighty Warrior" is an example.
5. After each praise, cheer with the celebration gear.

4 BLESSING

Your Salvation

A blessing can be a prayer of commission, a Bible passage, or words of encouragement. Blessings can be spoken over a child for the purpose of declaring God's protection, joy, and wisdom over him.

SCRIPTURE: Exodus 15:2-3

BLESSING: (Child's name), may you look to God for strength and praise Him all the days of your life. May He be your salvation, your song, and your warrior. He is mighty on your behalf.

LESSON SEVEN

RESPONSIBILITY

1 GOD'S WORD The Foreigner

Remember how God brought Israel out of bondage and through the sea? After this amazing story, God gives Moses guidelines for the new nation. One law told them, *"When you reap the harvest of your land, do not reap to the very edges of your field or gather the gleanings of your harvest. Leave them for the poor and for the foreigner residing among you. I am the Lord your God."* Leviticus 23:22.

Approximately 400 years later, a man named Boaz was still responsibly following this command. His commitment to care for the foreigner paved the way for a poor young lady named Ruth to support her mother-in-law. This Moabite woman would soon become his wife and the mother of Obed. Obed is the grandfather of King David, and Jesus comes from this very lineage! Isn't it

GOD STATEMENT: God Provides
SCRIPTURE: 1 John 4:17-18

amazing how the responsibility God gave Israel played a big part in allowing Jesus to come?

Does caring for the needy still apply to us today? It sure does. Read 1 John 4:17-18. Jesus is clear that we are to have an open heart toward others, ready to offer help with the resources He has given us.

DISCUSSION

1. What does it mean to be needy?
2. Are we responsible to what the Lord has given us to help others?
3. Can you think of a time someone helped you?

2 CREATE Looking to Help

A physical reminder helps us keep God's Word fresh in mind. Enjoy making this simple binocular craft, and consider leaving it on your desk or a visible place this week as a reminder to be on the lookout for ways to help others. They are also fun to use!

WHAT YOU'LL NEED

- White printer paper for each person
- Glue stick

WHAT YOU'LL DO

1. Parents: Scan the QR code to view the demonstration video beforehand.
2. Then give instructions for kids to follow along making the binoculars.
3. Write 1 John 4:17-18 on the bridge portion.
4. For a twist, play "I spy" with your new creation!



3 WORSHIP RESPONSE

Actions and Truth

All through scripture we see how **BIG God's love is for His people**. He is a good Father who wants us to experience the deep satisfaction of taking responsibility where we can and showing love to others through action and truth. Take a moment to reflect on what the Lord has entrusted you with. Use the extra white paper from Create to journal or draw things that come to mind. Consider sharing with the group what was put on your heart. **After sharing, pray as a group, confessing your willingness to be used by God.**



4 BLESSING

Blessed

A blessing can be a prayer of commission, a Bible passage, or words of encouragement. Blessings can be spoken over a child for the purpose of declaring God's protection, joy, and wisdom over him.

SCRIPTURE: Deuteronomy 28:12

BLESSING:(Child's name), as you seek to help others and care for the world around you, may the work of your hands be blessed. May the God of all good things lavish His love on you and strengthen you for the task at hand.

LESSON EIGHT

RESPONSIBILITY

1 GOD'S WORD Restoration

GOD STATEMENT: God Sends Us
SCRIPTURE: 2 Corinthians 5:17-21

In the beginning, when God created the heavens and the earth and all that is in them, it was perfect and good. Adam and Eve had responsibility in the garden of Eden, and they had a right relationship with God. Sadly, that was broken when sin entered the world through Adam's disobedience. Our hearts hurt when we think of the separation between God and man. Yet, **there is good news**, God immediately set a plan into motion to reconcile us to Himself. Jesus! 2 Corinthians 5:17-19 tells us:

*"Therefore, if anyone is in Christ, the new creation has come. The old has gone, the new is here! All this is from God, who reconciled us to Himself through Christ and gave us the ministry of reconciliation. **That God was reconciling the world to Himself in Christ, not counting people's sins against them.**"*

And He has committed to us the message of reconciliation."

God has made a way for us to be with Him again. All praises to Him. But wait, there's more. God invites you to join in the work. We have a new responsibility to make an appeal to the lost world to be reconciled to Him.

Read 2 Corinthians 5:20-21 and reflect on the questions below.

DISCUSSION

1. What is an ambassador?
2. Why did Jesus have to become sin for us?
3. What excites you about your responsibility as ambassador?


2 CREATE Ambassador Line

WHAT YOU'LL NEED

- Paper cups (1 for each person)
- Toothpicks (1 for each person)
- Long string per pair
- Scissors

WHAT YOU'LL DO

1. Scan the QR code to watch the how-to video .
2. Pair up and have fun assembling these paper cup telephones!
3. After you assemble them, enjoy experimenting with how well sound travels as one person speaks into a cup while the other person listens with their ear in the cup. Can you hear it?



3

WORSHIP RESPONSE

In Your Heart

We can worship many ways. Sometimes we sing, sometimes we pray, and often the words come straight from God's Word. It's important to hide God's Word in our heart's and this week our challenge is to add 2 Corinthians 5:20 to memory. On a blank sheet of paper, write or type the Scripture. Then cut up the paper so each word or phrase has it's own piece. Now, lay them all out so everyone can see the Scripture. Try saying it as a group three times. Then, have an adult hide one or two pieces away and recite the verses again. Continue until all pieces are gone and you've hidden the Word in your heart.

"We are therefore Christ's
ambassadors, as though
God were making his appeal
through us. We implore
you on Christ's behalf: Be
reconciled to God."

2 Corinthians 5:20 (NIV)



4

BLESSING

Go Tell!

A blessing can be a prayer of commission, a Bible passage, or words of encouragement. Blessings can be spoken over a child for the purpose of declaring God's protection, joy, and wisdom over her.

SCRIPTURE: Mark 16:15

BLESSING: (Child's name), may you remember that God has given you the ministry of reconciliation. May you boldly tell the world about Jesus wherever He sends you. You are His delightful ministry partner.

10 ENVIRONMENTS

The order of the 10 Environments listed coincides with the monthly distribution of this resource.

1 STORYTELLING

"God has a big story, and I can be a part of it!"

The power of The Big God Story impacts our lives by giving us an accurate and awe-inspiring perspective into how God has been moving throughout history. It is the story of redemption, salvation and hope and tells how I have been grafted into it by grace. It further compels us to see how God is using every person's life and is creating a unique story that deserves to be told for God's glory.

2 IDENTITY

"I belong to God, and He loves me!"

This environment highlights who we are in Christ. According to Ephesians 1, we have been chosen, adopted, redeemed, sealed, and given an inheritance in Christ all of which we did nothing to earn. This conviction allows children to stand firm against the destructive counter-identities the world will offer.

5 OUT OF THE COMFORT ZONE

"God transforms me when I step out in faith."

As children and students are challenged to step out of their comfort zone from an early age, they learn to experience a dependence on the Holy Spirit to equip and strengthen them beyond their natural abilities and desires. We believe this environment will cultivate a generation that, instead of seeking comfort, seeks a radical life of faith in Christ.

8 LOVE AND RESPECT

"God fills me with His love so I can give it away."

Without love, our faith becomes futile. This environment recognizes that children need an environment of love and respect in order to be free to both receive and give God's grace. Innate to this environment is the value that children are respected because they embody the image of God. We must speak to them, not at them, and we must commit to an environment where love and acceptance are never withheld due to one's behavior.

3 FAITH COMMUNITY

"God's family cares for each other and worships God together."

God designed us to live in community and to experience Him in ways that can only happen in proximity to one another. The faith community serves to create an environment to equip and disciple parents, to celebrate God's faithfulness, and to bring a richness of worship through tradition and rituals, which offer children an identity. Our love for each other reflects the love we have received from God.

6 RESPONSIBILITY

"God has entrusted me with the things and people He created around me."

This environment captures the ability to take ownership for one's life, gifts, and resources before God. A child must be challenged to take responsibility for his or her brothers and sisters in Christ, as well as for those who are spiritually lost. Our hope is that the Holy Spirit will use this environment to allow each child to understand that God has entrusted His world to us.

9 KNOWING

"God knows me, and I can know Him."

Nothing could be more important than knowing and being known by God. We live in a world that denies absolute truth, and yet God's Word offers just that. As we create an environment that upholds and displays God's truth, we give children a foundation based on knowing God, knowing His Word, and a relationship with Him through Christ. God is holy, mighty, and awesome, and yet He has chosen to make Himself known to us!

4 SERVING

"Asks the question, 'What needs to be done?'"

This posture of the heart asks the question, "What needs to be done?" It allows the Holy Spirit to cultivate a sensitivity to others and focuses on a cause bigger than one individual life. It helps fulfill the mandate that as Christ-followers we are to view our lives as living sacrifices that we generously give away!

7 COURSE CORRECTION

"When I get off track, God offers me a path of healing."

This environment flows out of Hebrews 12:11-13 and is the direct opposite of punishment. Instead, biblical discipline for a child encompasses a season of pain, the building up in love, and a vision of a corrected path for the individual with the purpose of healing at its core.

10 MODELING

"I see Christ in others, and they can see Him in me."

Biblical content needs a practical living expression in order for it to be spiritually impacting. This environment serves as a hands-on example of what it means for children to put their faith into action. Modeling puts flesh on faith and reminds us that others are watching to see if we live what we believe.

July/August

FAMILY TIME VERSE

JESUS ANSWERED,

"I am the way
AND THE TRUTH
AND THE LIFE.
NO ONE COMES TO
THE FATHER EXCEPT
THROUGH ME.

IF YOU REALLY KNOW
ME, YOU WILL KNOW MY
FATHER AS WELL.

From now on,
YOU DO KNOW HIM AND
HAVE SEEN HIM!"

John 14:6-7

HomeFront



Therefore,
since we are surrounded
by such a great cloud of witnesses,
let us throw off everything
that hinders
and the sin that so easily entangles.
And let us run
with perseverance
the race marked out for us,
fixing our eyes on Jesus,
the pioneer and perfecter of faith.
For the joy
set before him he endured the cross,
scorning its shame, and sat down at
the right hand
of the throne of God.

Hebrews 12:1-2

